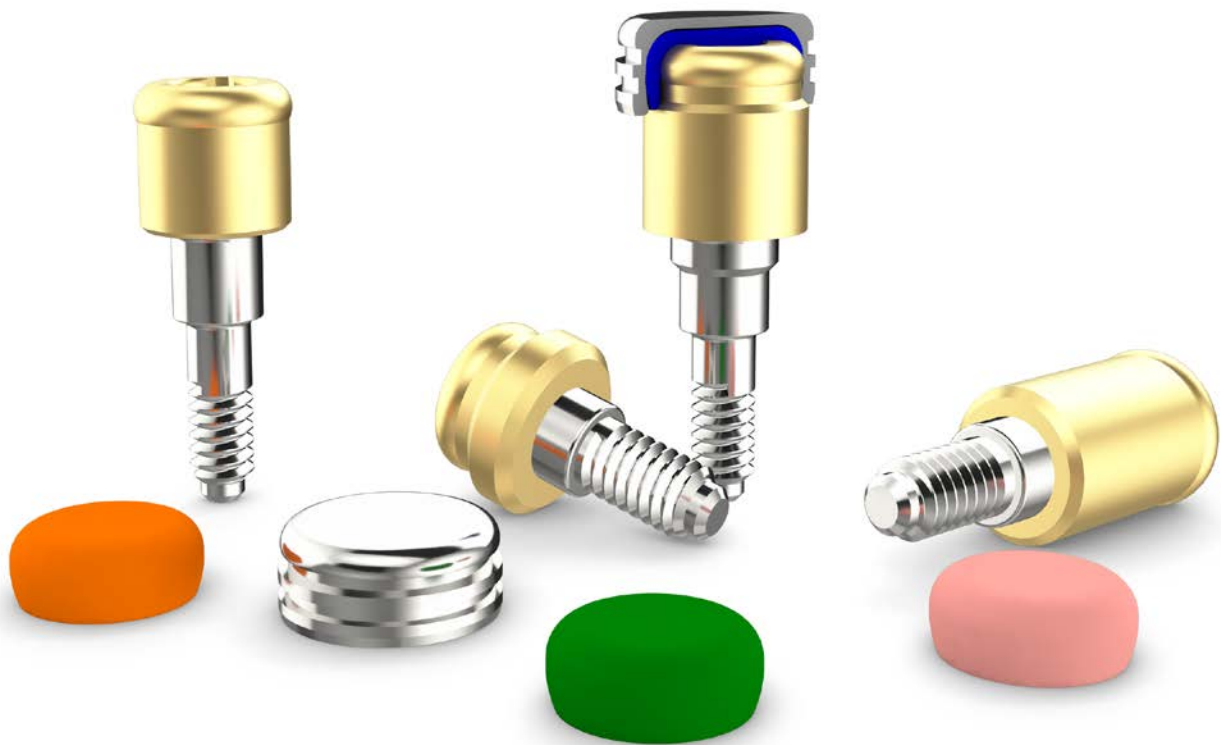


# OverdenSURE®

Removable Attachment System

Good just got BETTER.



# OverdenSURE

Removable Attachment System

Good just got BETTER with Zimmer Biomet's new removable attachment system, OverdenSURE!



Our OverdenSURE product line features a Zirconium Nitride abutment coating for excellent aesthetics and function, and a wider range of abutment sizes for increased restorative flexibility, all wrapped in a classic system design that is intuitive to the user.

Zirconium Nitride is a fully bio-compatible material that exhibits increased hardness and wear resistance<sup>1,2</sup>, reduced bacterial adhesion<sup>3,4,5,6,7</sup>, and enhanced lubricity compared to the traditionally used Titanium Nitride<sup>1</sup>.

# Edentulism and Failing Dentition continue to be major health challenges affecting millions of people worldwide.

It is estimated that 10% of the world's population is partially edentulous or edentulous<sup>8</sup>. In spite of advances in denture prosthodontics, soft-tissue supported dentures continue to be a source of:

- Chronic residual ridge resorption
- Phonetic challenges
- A loose or poor fit
- Decreased masticatory function
- Facial collapse

Together with our dental implant solutions, OverdenSURE Abutments are an ideal option for overdenture restorations, providing increased prosthetic stability and retention for patients wearing conventional dentures.



## OverdenSURE Retention System

- Classic Housing Cap and Retention Insert design.
- Addresses problems such as limited interocclusal space through the OverdenSURE Abutment's low restorative height.
- *Total vertical height of 3.17 mm (abutment crown, Retention Insert and Housing Cap).*

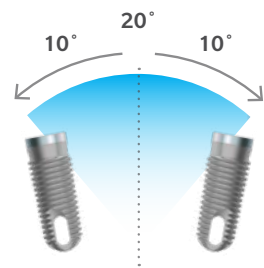
## Zirconium Nitride Abutment Coating

- Fully bio-compatible material.
- Exhibits increased hardness and wear resistance<sup>1,2</sup>.
- Reduced bacterial adhesion<sup>3,4,5,6,7</sup>.
- Enhanced lubricity compared to the traditionally used Titanium Nitride<sup>1</sup>.
- Softer, more aesthetic gold color.

## OverdenSURE Retention and Pivoting Technology

The OverdenSURE Retention Inserts have been designed to swivel inside the fixed Housing Cap enabling the easy seating of the removable prosthesis even when:

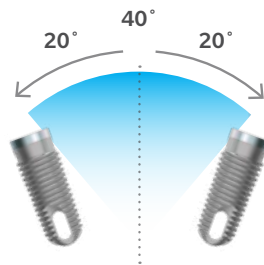
- Implants are placed off axis.
- The denture is not fully aligned with the abutments.



- Extra Light (1.5lbs / 680g)
- Light (3.0lbs / 1360g)
- Medium (5.0lbs / 2270g)

### OverdenSURE Standard Retention Inserts

The Standard Retention Inserts provide angle correction for implants with up to 10° of implant divergence off axis, and a total of 20° of divergence between two implants.



- Extra Light (1.0lbs / 450g)
- Light (2.0lbs / 910g)
- Medium (4.0 lbs / 1810g)

### OverdenSURE Extended Retention Inserts

The Extended Retention Inserts accommodate for up to 20° of implant divergence off axis, and a total of 40° of divergence between two implants.

All OverdenSURE Abutments come pre-mounted with a placement tool for ease of use!



# Ordering Info



Certain® Implant System			
Collar Height	Seating Surface		
	3.4 mm	4.1 mm	5.0 mm
1.0 mm	ODS-CERT301	ODS-CERT401	ODS-CERT501
2.0 mm	ODS-CERT302	ODS-CERT402	ODS-CERT502
3.0 mm	ODS-CERT303	ODS-CERT403	ODS-CERT503
4.0 mm	ODS-CERT304	ODS-CERT404	ODS-CERT504
5.0 mm	ODS-CERT305	ODS-CERT405	ODS-CERT505
6.0 mm	ODS-CERT306	ODS-CERT406	ODS-CERT506



Tapered Screw-Vent® Implant System			
Collar Height	Seating Surface		
	3.5 mm	4.5 mm	5.7 mm
1.0 mm	ODS-TSV301	ODS-TSV401	ODS-TSV501
2.0 mm	ODS-TSV302	ODS-TSV402	ODS-TSV502
3.0 mm	ODS-TSV303	ODS-TSV403	ODS-TSV503
4.0 mm	ODS-TSV304	ODS-TSV404	ODS-TSV504
5.0 mm	ODS-TSV305	ODS-TSV405	ODS-TSV505
6.0 mm	ODS-TSV306	ODS-TSV406	ODS-TSV506



External Hex Implant System			
Collar Height	Seating Surface		
	3.4 mm	4.1 mm	5.0 mm
1.0 mm	ODS-EXHEX301	ODS-EXHEX401	ODS-EXHEX501
2.0 mm	ODS-EXHEX302	ODS-EXHEX402	ODS-EXHEX502
3.0 mm	ODS-EXHEX303	ODS-EXHEX403	ODS-EXHEX503
4.0 mm	ODS-EXHEX304	ODS-EXHEX404	ODS-EXHEX504
5.0 mm	ODS-EXHEX305	ODS-EXHEX405	ODS-EXHEX505
6.0 mm	ODS-EXHEX306	ODS-EXHEX406	ODS-EXHEX506

	Impression Coping Qty 1	ODS-IC01
	Impression Coping Qty 4	ODS-IC04
	Impression Coping Qty 10	ODS-IC010
	Analog Qty 1	ODS-AA01
	Analog Qty 4	ODS-AA04
	Analog Qty 10	ODS-AA010
	Retention Kit 20° Qty 1 Set	ODS-RIKIT2001
	Retention Kit 20° Qty 2 Sets	ODS-RIKIT2002
	Retention Kit 40° Qty 1 Set	ODS-RIKIT4001
	Retention Kit 40° Qty 2 Sets	ODS-RIKIT4002
	Blue Retention Insert 20° Qty 4	ODS-RIB2004
	Pink Retention Insert 20° Qty 4	ODS-RIP2004
	Clear Retention Insert 20° Qty 4	ODS-RIC2004
	Red Retention Insert 40° Qty 4	ODS-RIR4004
	Yellow Retention Insert 40° Qty 4	ODS-RIY4004
	Green Retention Insert 40° Qty 4	ODS-RIG4004
	Retention Housing Cap Qty 1	ODS-RH01
	Retention Housing Cap Qty 4	ODS-RH04
	Retention Housing Cap Qty 10	ODS-RH010
	Blockout Spacer Qty 20	ODS-BS020
	Abutment Driver	ODS-DRVR
	Removal and Insertion Tool	ODS-IRTOOL

1. Oh DJ, Kim HJ, Chung CH. A study on mechanical properties of TiN, ZrN and WC coated film on the titanium alloy surface. The Journal of Korean Academy of Prosthodontics. 2006;44(6):740-50.
2. Ul-Hamid A. Synthesis, microstructural characterization and nanoindentation of Zr, Zr-nitride and Zr-carbonitride coatings deposited using magnetron sputtering. J Adv Res. 2020 Nov 25;29:107-119.
3. Grössner-Schreiber B, Griepentrog M, Hausteil I, Müller WD, Lange KP, Briedigkeit H, Göbel UB. Plaque formation on surface modified dental implants. An in vitro study. Clin Oral Implants Res. 2001 Dec;12(6):543-51.
4. Groessner-Schreiber B, Hannig M, Dück A, Griepentrog M, Wenderoth DF. Do different implant surfaces exposed in the oral cavity of humans show different biofilm compositions and activities?. European journal of oral sciences. 2004 Dec;112(6):516-22.
5. Grössner-Schreiber B, Teichmann J, Hannig M, Dörfer C, Wenderoth DF, Ott SJ. Modified implant surfaces show different biofilm compositions under in vivo conditions. Clin Oral Implants Res. 2009 Aug;20(8):817-26.
6. Brunello G, Brun P, Gardin C, Ferroni L, Bressan E, Meneghello R, Zavan B, Sivoletta S. Biocompatibility and antibacterial properties of zirconium nitride coating on titanium abutments: An in vitro study. PLoS One. 2018 Jun 26;13(6):e0199591.
7. Zhurakivska K, Ciacci N, Troiano G, Caponio VC, Scarscia R, Pallecchi L, Lo Muzio L, Arena F. Nitride-Coated and Anodic-Oxidized Titanium Promote a Higher Fibroblast and Reduced Streptococcus gordonii Proliferation Compared to the Uncoated Titanium. Prosthesis. 2020 Dec;2(4):333-9.
8. G.E. Carlsson and R. Omar. The future of complete dentures in oral rehabilitation. A critical review. J. Oral Rehabilitation. 2010 37; 143-156.



Contact us at 1-800-342-5454 or visit

[zimmerbiometdental.com](http://zimmerbiometdental.com)

Zimmer Biomet Dental  
Global Headquarters  
4555 Riverside Drive  
Palm Beach Gardens, FL 33410  
Tel: +1-561-776-6700  
Fax: +1-561-776-1272

Unless otherwise indicated, as referenced herein, all trademarks are the property of Zimmer Biomet; and all products are marketed and distributed by Zimmer Biomet Dental and its authorized marketing partners. For additional product information, please refer to the individual product labeling or instructions for use. Product clearance and availability may be limited to certain countries/regions. This material is intended for clinicians only and does not comprise medical advice or recommendations. Distribution to any other recipient is prohibited. This material may not be copied or reprinted without the express written consent of Zimmer Biomet Dental. ZB1447 REV A 12/21 ©2021 Zimmer Biomet. All rights reserved.

