

Trabecular Metal™ And Tapered Screw-Vent® Implant Systems

Product Catalog



ZIMMER BIOMET
Your progress. Our promise.

Table of Contents





Table Of Contents

Implants	4
Trabecular Metal Implants.....	4
Tapered Screw-Vent Implants.....	4
Healing Collars	6
Healing Collar Selection Guidelines.....	6
TSV™ BellaTek® Encode® Healing Abutments.....	6
Healing Collars.....	6
Prosthetics	7
Components For Impression Transfer.....	7
Components For Provisional Restorations.....	9
Components For Cement-Retained Restorations.....	9
Custom Abutments.....	14
Components For Screw-Retained Restorations.....	15
Overdenture Attachments.....	17
Prosthetic Tools.....	20
Instrument Kit System	22
Instrument Kit System Overview.....	22
Tapered Screw-Vent Surgical Kit.....	24
Guided Surgery Instrumentation.....	26
Driva™ Surgical Drills.....	27
Instrumentation	28
Drill Stop Kit	30

Implants

Surgical Cover Screws

Included with Implant



Implant Platform		
3.5 mmD	4.5 mmD	5.7 mmD
TSC	TSCW	TSC5

Trabecular Metal Dental Implant, MTX[®] Surface, Fully Textured With Microgrooves

Includes Fixture Mount/Transfer and Cover Screw



Implant Diameter	Implant Platform	Internal Hex Connection	Implant Length			
			10 mmL	11.5 mmL	13 mmL	16 mmL
3.7 mmD	3.5 mmD	2.5 mmD	TMTB10	TMTB11	TMTB13	TMTB16
4.1 mmD	3.5 mmD*	2.5 mmD	TMT4B10	TMT4B11	TMT4B13	—
4.7 mmD	4.5 mmD	2.5 mmD	TMTWB10	TMTWB11	TMTWB13	—
6.0 mmD	5.7 mmD	3.0 mmD	TMT6B10	TMT6B11	TMT6B13	—

Trabecular Metal Dental Implants With 0.5 mm Machined Collar, MTX Surface And Microgrooves

Includes Fixture Mount/Transfer and Cover Screw



Implant Diameter	Implant Platform	Internal Hex Connection	Implant Length			
			10 mmL	11.5 mmL	13 mmL	16 mmL
3.7 mmD	3.5 mmD	2.5 mmD	TMMB10	TMMB11	TMMB13	TMMB16
4.1 mmD	3.5 mmD*	2.5 mmD	TMM4B10	TMM4B11	TMM4B13	—
4.7 mmD	4.5 mmD	2.5 mmD	TMMWB10	TMMWB11	TMMWB13	—
6.0 mmD	5.7 mmD	3.0 mmD	TMM6B10	TMM6B11	TMM6B13	—

Tapered Screw-Vent Implants With Full MTX Surface Texturing And Microgrooves

Includes Fixture Mount/Transfer and Cover Screw



Implant Diameter	Implant Platform	Internal Hex Connection	Implant Length				
			8.0 mmL	10 mmL	11.5 mmL	13 mmL	16 mmL
3.7 mmD	3.5 mmD	2.5 mmD	TSVTB8	TSVTB10	TSVTB11	TSVTB13	TSVTB16
4.1 mmD	3.5 mmD*	2.5 mmD	TSVT4B8	TSVT4B10	TSVT4B11	TSVT4B13	TSVT4B16
4.7 mmD	4.5 mmD	2.5 mmD	TSVTWB8	TSVTWB10	TSVTWB11	TSVTWB13	TSVTWB16
6.0 mmD	5.7 mmD	3.0 mmD	TSVT6B8	TSVT6B10	TSVT6B11	TSVT6B13	TSVT6B16

Tapered Screw-Vent Implants With 0.5 mm Machined Collar, MTX Surface And Microgrooves

Includes Fixture Mount/Transfer and Cover Screw



Implant Diameter	Implant Platform	Internal Hex Connection	Implant Length				
			8.0 mmL	10 mmL	11.5 mmL	13 mmL	16 mmL
3.7 mmD	3.5 mmD	2.5 mmD	TSVMB8	TSVMB10	TSVMB11	TSVMB13	TSVMB16
4.1 mmD	3.5 mmD*	2.5 mmD	TSVM4B8	TSVM4B10	TSVM4B11	TSVM4B13	TSVM4B16
4.7 mmD	4.5 mmD	2.5 mmD	TSVMWB8	TSVMWB10	TSVMWB11	TSVMWB13	TSVMWB16
6.0 mmD	5.7 mmD	3.0 mmD	TSVM6B8	TSVM6B10	TSVM6B11	TSVM6B13	TSVM6B16

Tapered Screw-Vent Implants With MTX Surface

Includes Fixture Mount/Transfer and Cover Screw



Implant Diameter	Implant Platform	Internal Hex Connection	Implant Length				
			8.0 mmL	10 mmL	11.5 mmL	13 mmL	16 mmL
3.7 mmD	● 3.5 mmD	2.5 mmD	TSVB8	TSVB10	TSVB11	TSVB13	TSVB16
4.1 mmD	● 3.5 mmD*	2.5 mmD	TSV4B8	TSV4B10	TSV4B11	TSV4B13	TSV4B16
4.7 mmD	● 4.5 mmD	2.5 mmD	TSVWB8	TSVWB10	TSVWB11	TSVWB13	TSVWB16
6.0 mmD	● 5.7 mmD	3.0 mmD	TSV6B8	TSV6B10	TSV6B11	TSV6B13	TSV6B16

Tapered Screw-Vent Implants With MTX Textured Collar, Microgrooves And MP-1® HA Dual Transition Selective Surface

Includes Fixture Mount/Transfer and Cover Screw



Implant Diameter	Implant Platform	Internal Hex Connection	Implant Length				
			8.0 mmL	10 mmL	11.5 mmL	13 mmL	16 mmL
3.7 mmD	● 3.5 mmD	2.5 mmD	TSVTH8	TSVTH10	TSVTH11	TSVTH13	TSVTH16
4.1 mmD	● 3.5 mmD*	2.5 mmD	TSVT4H8	TSVT4H10	TSVT4H11	TSVT4H13	TSVT4H16
4.7 mmD	● 4.5 mmD	2.5 mmD	TSVTWH8	TSVTWH10	TSVTWH11	TSVTWH13	TSVTWH16
6.0 mmD	● 5.7 mmD	3.0 mmD	TSVT6H8	TSVT6H10	TSVT6H11	TSVT6H13	TSVT6H16

Tapered Screw-Vent Implants With 0.5 mm Machined Collar, Microgrooves And MP-1 HA Dual Transition Selective Surface

Includes Fixture Mount/Transfer and Cover Screw



Implant Diameter	Implant Platform	Internal Hex Connection	Implant Length				
			8.0 mmL	10 mmL	11.5 mmL	13 mmL	16 mmL
3.7 mmD	● 3.5 mmD	2.5 mmD	TSMVH8	TSMVH10	TSMVH11	TSMVH13	TSMVH16
4.1 mmD	● 3.5 mmD*	2.5 mmD	TSMV4H8	TSMV4H10	TSMV4H11	TSMV4H13	TSMV4H16
4.7 mmD	● 4.5 mmD	2.5 mmD	TSMVWH8	TSMVWH10	TSMVWH11	TSMVWH13	TSMVWH16
6.0 mmD	● 5.7 mmD	3.0 mmD	TSMV6H8	TSMV6H10	TSMV6H11	TSMV6H13	TSMV6H16

Tapered Screw-Vent Implants With MP-1 Dual Transition Selective Surface

Includes Fixture Mount/Transfer and Cover Screw




Implant Diameter	Implant Platform	Internal Hex Connection	Implant Length				
			8.0 mmL	10 mmL	11.5 mmL	13 mmL	16 mmL
3.7 mmD	● 3.5 mmD	2.5 mmD	TSVH8	TSVH10	TSVH11	TSVH13	TSVH16
4.1 mmD	● 3.5 mmD*	2.5 mmD	TSV4H8	TSV4H10	TSV4H11	TSV4H13	TSV4H16
4.7 mmD	● 4.5 mmD	2.5 mmD	TSVWH8	TSVWH10	TSVWH11	TSVWH13	TSVWH16
6.0 mmD	● 5.7 mmD	3.0 mmD	TSV6H8	TSV6H10	TSV6H11	TSV6H13	TSV6H16

* While the implant platform color code for the 4.1 mmD Tapered Screw-Vent Implant is green, the implant surgical sequence is color-coded white on the surgical kit surface.

Healing Collar Selection Guidelines

Selecting A Healing Collar:

- Determine the size of the implant platform
- Select the emergence profile that best suits the site being restored. The profile should match the transfer and abutment to be used
- Select the cuff height so that the top of the component protrudes slightly above the surrounding tissue. The options are 3.0 mm, 5.0 mm or 7.0 mm



- HC3/TEHA3 = 3.5 mmD (Implant Platform) Healing Collar
- HC4/TEHA4 = 4.5 mmD (Implant Platform) Healing Collar
- HC5/TEHA5 = 5.7 mmD (Implant Platform) Healing Collar

Example:

- HC343 = 3.5 mmD (Implant Platform) Healing Collar, 4.5 mmD Emergence Profile, 3.0 mm Cuff Height (second digit equals profile, third digit equals height)
- TEHA3383 = 3.5 mmD (Implant Platform) Healing Collar, 3.8 mmD Emergence Profile, 3.0 mm Cuff Height (middle two digits equals profile, last digit equals height)

TSV™ BellaTek® Encode® Healing Abutments


Healing Collar and Impression Coping Enabling Definitive Abutment design by your Encode Empowered Laboratory.*



Implant Platform	Emergence Profile	Cuff Height		
		3.0 mm	5.0 mm	7.0 mm
● 3.5 mmD	3.8 mmD	TEHA3383	TEHA3385	TEHA3387
● 3.5 mmD	5.0 mmD	TEHA3503	TEHA3505	—
● 4.5 mmD	5.0 mmD	TEHA4503	TEHA4505	—
● 4.5 mmD	5.6 mmD	TEHA4563	TEHA4565	TEHA4567
● 4.5 mmD	6.0 mmD	TEHA4603	TEHA4605	—
● 5.7 mmD	6.8 mmD	TEHA5683	TEHA5685	—

*Not available in all markets.

Healing Collars



Implant Platform	Emergence Profile	Cuff Height		
		3.0 mm	5.0 mm	7.0 mm
● 3.5 mmD	3.5 mmD (No Flare)	HC333	HC335	—
● 3.5 mmD	4.5 mmD	HC343	HC345	HC347
● 3.5 mmD	5.5 mmD	HC353	HC355	—
● 4.5 mmD	4.5 mmD (No Flare)	HC443	HC445	—
● 4.5 mmD	5.5 mmD	HC453	HC455	HC457
● 4.5 mmD	6.5 mmD	HC463	HC465	—
● 5.7 mmD	6.5 mmD	HC563	HC565	—

Components For Impression Transfers




Multi-Purpose Fixture Mount/Transfer



Tapered Screw-Vent and Trabecular Metal Implants are packaged with a Fixture Mount/Transfer that serves multiple functions:

Implant Placement

The Fixture Mount is used as a means to deliver the implant to the surgical site and provides convenient color-coded identification that matches the implant analogs.

	Green	3.5 mmD Platform
	Purple	4.5 mmD Platform
	Yellow	5.7 mmD Platform

Implant-Level Transfer

The Fixture Mount then functions as a transfer that is conveniently pre-attached to the implant. Surgeons can take an immediate index or impression to complete the transfer, or restoring doctors can use it after the healing period.




Preparable Temporary Abutment

The Fixture Mount may also be prepared to function as a temporary abutment while the final restoration is being fabricated. Note: The Fixture Mount is not indicated as a final abutment as it does not achieve the friction-fit connection with the implant.

Fixture Mount/Transfers

Includes a Retaining Screw (URS2). Can be used as a Preparable Temporary Abutment.






Implant Platform	Emergence Profile	Item No.
 3.5 mmD	4.5 mmD	FMT3
 4.5 mmD	5.5 mmD	FMT4
 5.7 mmD	6.5 mmD	FMT5
Replacement Retaining Screw	—	URS2

Indirect Transfers (Closed-Tray Procedure)

Color-coded by implant platform. Includes a Retaining Screw.



Implant Platform	Emergence Profile			
	3.5 mmD	4.5 mmD	5.5 mmD	6.5 mmD
 3.5 mmD	HLT3/3	HLT3/4	HLT3/5	—
 4.5 mmD	—	HLT4/4	HLT4/5	HLT4/6
 5.7 mmD	—	—	—	HLT5/6
3.0 mm Extension Screw for Indirect Transfer	HLTE	HLTE	HLTE	HLTE
Replacement Retaining Screw	HLTS2	HLTS2	HLTS2	HLTS2

Prosthetics

Direct Transfers (Open-Tray Procedure)

Color-coded by implant platform. Includes a Retaining Screw (DHTS).



Implant Platform	Emergence Profile			
	3.5 mmD	4.5 mmD	5.5 mmD	6.5 mmD
● 3.5 mmD	DHT3/3	DHT3/4	DHT3/5	—
● 4.5 mmD	—	DHT4/4	DHT4/5	DHT4/6
Replacement Retaining Screw	DHTS	DHTS	DHTS	DHTS

Note: Direct Transfers for open-tray procedures are not available for 6.0 mmD implants with 5.7 mmD platforms (please see Indirect Transfers on previous page).

Titanium Implant Analogs For Stone Models

Color-coded by implant platform.



Implant Platform	Item No.
● 3.5 mmD	IA3
● 4.5 mmD	IA4
● 5.7 mmD	IA5

Digital Lab Analogs For 3D Printed Models

Color-coded by implant platform.



Implant Platform	Item No.
● 3.5 mmD	LATSV35
● 4.5 mmD	LATSV45
● 5.7 mmD	LATSV57
Digital Lab Analog Placement Tool	LATTSV

Components For Provisional Restorations

Plastic Temporary Abutments, Straight

Includes Retaining Screw and Processing Screw (DHTS2).



Implant Platform	Emergence Profile	Cuff Height	
		1.0 mm	4.0 mm
● 3.5 mmD	4.5 mmD	PT341S	PT344S
● 4.5 mmD	5.5 mmD	PT451S	PT454S
● 5.7 mmD	6.5 mmD	PT561S	PT564S
Replacement Retaining Screw, Long		DHTS2	DHTS2

Plastic Temporary Abutments, Angled, 17°

Includes Retaining Screw and Processing Screw (DHTS2).



Implant Platform	Emergence Profile	Cuff Height	
		1.0 mm	4.0 mm
● 3.5 mmD	4.5 mmD	PT341A	PT344A
● 4.5 mmD	5.5 mmD	PT451A	PT454A
Replacement Retaining Screw, Long		DHTS2	DHTS2

Components For Cement-Retained Restorations

Contour Zirconia Abutments, Straight

Includes a Retaining Screw (AH20S).



Implant Platform	Emergence Profile	Cuff Height	
		1.0 mm	2.0 mm
● 3.5 mmD	4.5 mmD	ZRA341S	ZRA342S
● 4.5 mmD	5.5 mmD	ZRA451S	ZRA452S
Replacement Retaining Screw		AH20S	AH20S

Contour Zirconia Abutments, 17°

Includes a Retaining Screw (AH20S).






Implant Platform	Emergence Profile	Cuff Height	
		1.0 mm	2.0 mm
● 3.5 mmD	5.0 mmD	ZRA351A	ZRA352A
● 4.5 mmD	6.0 mmD	ZRA461A	ZRA462A
Replacement Retaining Screw		AH20S	AH20S

Prosthetics

Color Coding Chart: Emergence Profile On Hex-Lock Contour And Short Restorative Abutments/Components

Colors correspond to the abutment emergence profile on Hex-Lock® Contour and Short Abutments and related Contour and Short Restorative Components.









Abutment Emergence Profile*	Color-coding
4.5 mmD	 Tan
5.5 mmD	 Rose
6.5 mmD	 Yellow

*For Hex-Lock Contour and Short Restorative components.

Hex-Lock Contour Abutments, Straight

Includes a Retaining Screw (MHLAS).











Implant Platform	Emergence Profile	Cuff Height		
		1.0 mm	2.0 mm	3.0 mm
 3.5 mmD	 4.5 mmD	ZOA341S	ZOA342S	ZOA343S
 4.5 mmD	 4.5 mmD	ZOA441S	ZOA442S	ZOA443S
 4.5 mmD	 5.5 mmD	ZOA451S	ZOA452S	ZOA453S
 5.7 mmD	 6.5 mmD	ZOA561S	ZOA562S	ZOA563S
Replacement Retaining Screw		MHLAS	MHLAS	MHLAS

Hex-Lock Contour Abutments, 17°







Includes a Retaining Screw (AH20S).



Implant Platform	Emergence Profile	Cuff Height	
		1.0 mm	2.0 mm
 3.5 mmD	 4.5 mmD	ZOA341A	ZOA342A
 4.5 mmD	 4.5 mmD	ZOA441A	ZOA442A
 4.5 mmD	 5.5 mmD	ZOA451A	ZOA452A
 5.7 mmD	 6.5 mmD	ZOA561A	ZOA562A
Replacement Retaining Screw		AH20S	AH20S

Contour Abutment Try-Ins And Try-In Kit



Implant Platform	Emergence Profile	Description	Item No.
 3.5 mmD	 4.5 mmD	Set of 5: Various Angles, Cuff Heights	ZOAT34
 4.5 mmD	 5.5 mmD	Set of 5: Various Angles, Cuff Heights	ZOAT45
 5.7 mmD	 6.5 mmD	Set of 5: Various Angles, Cuff Heights	ZOAT56
All	All	3 Sets of 5: All Sizes	ZOATKIT

Contour Restorative Kits

Includes 1 Contour Impression Cap, 1 Contour Waxing Coping, 1 Contour Abutment Analog (plastic), 1 Contour Provisional Coping. Choose parts to match the emergence profile of the Hex-Lock Contour Abutment being restored.



Emergence Profile	Straight	17°
● 4.5 mmD	ZCRKIT4S	ZCRKIT4A
● 5.5 mmD	ZCRKIT5S	ZCRKIT5A
● 6.5 mmD	ZCRKIT6S	ZCRKIT6A

Contour Provisional Copings



Emergence Profile	Straight	17°
● 4.5 mmD	ZCPROV4S	ZCPROV4A
● 5.5 mmD	ZCPROV5S	ZCPROV5A
● 6.5 mmD	ZCPROV6S	ZCPROV6A

Contour Impression Caps



Emergence Profile	Straight	17°
● 4.5 mmD	ZOCIMP4S	ZOCIMP4A
● 5.5 mmD	ZOCIMP5S	ZOCIMP5A
● 6.5 mmD	ZOCIMP6S	ZOCIMP6A

Contour Abutment Analogs, Titanium



Emergence Profile	Straight	Angled
● 4.5 mmD	TCANA4S	TCANA4A
● 5.5 mmD	TCANA5S	TCANA5A
● 6.5 mmD	TCANA6S	TCANA6A

Contour Waxing Copings



Emergence Profile	Straight	17°
● 4.5 mmD	ZOCWAX4S	ZOCWAX4A
● 5.5 mmD	ZOCWAX5S	ZOCWAX5A
● 6.5 mmD	ZOCWAX6S	ZOCWAX6A

Prosthetics

Hex-Lock Short Abutments

Includes a Retaining Screw (MHLAS).



Implant Platform	Emergence Profile	Cuff Height	
		1.0 mm	2.0 mm
3.5 mmD	4.5 mmD	SA341	SA342
4.5 mmD	5.5 mmD	SA451	SA452
5.7 mmD	6.5 mmD	SA561	SA562
Replacement Retaining Screw		MHLAS	MHLAS

Short Restorative Kits

Includes 1 Short Impression Cap, 1 Short Waxing Coping, 1 Short Abutment Analog, 1 Short Provisional Coping. Choose parts to match the emergence profile of the Hex-Lock Short Abutment being restored.



Emergence Profile	Item No.
4.5 mmD	SARKIT4
5.5 mmD	SARKIT5
6.5 mmD	SARKIT6

Short Provisional Copings



Emergence Profile	Item No.
4.5 mmD	SAPROVP4
5.5 mmD	SAPROVP5
6.5 mmD	SAPROVP6

Short Impression Caps



Emergence Profile	Item No.
4.5 mmD	SAIMP4
5.5 mmD	SAIMP5
6.5 mmD	SAIMP6

Short Abutment Analogs, Titanium



Emergence Profile	Item No.
● 4.5 mmD	SAANA4
● 5.5 mmD	SAANA5
● 6.5 mmD	SAANA6

Short Waxing Copings



Emergence Profile	Item No.
● 4.5 mmD	SAWAX4
● 5.5 mmD	SAWAX5
● 6.5 mmD	SAWAX6

Hex -Lock Abutments

Includes a Retaining Screw (MHLAS).



Implant Platform	Emergence Profile			
	3.5 mmD	4.5 mmD	5.5 mmD	6.5 mmD
● 3.5 mmD	HLA3/3	HLA3/4	HLA3/5	—
● 4.5 mmD	—	HLA4/4	HLA4/5	HLA4/6
● 5.7 mmD	—	—	—	HLA5/6
Replacement Retaining Screw, Short	MHLAS	MHLAS	MHLAS	MHLAS
Replacement Retaining Screw, Long	HLTS2	HLTS2	HLTS2	HLTS2

Angled Abutments, 20°, For 6 Positions

Two-piece abutment for 6 positions. Includes a Retaining Screw (AH2OS).



Implant Platform	Emergence Profile	Item No.
● 3.5 mmD for 6 Positions	4.5 mmD	AH20/4
● 4.5 mmD for 6 Positions	5.5 mmD	AH20W/5
● 5.7 mmD for 6 Positions	6.5 mmD	A5H20/6
Replacement Retaining Screw	—	AH2OS

Prosthetics

Custom Abutments



Patient-Specific BellaTek Abutments

Available in titanium and zirconia.

Computer-aided design and custom-milled CAD/CAM precision.

Please contact a Zimmer Biomet Dental representative for additional information.

Note: Patient-Specific Abutments are only available in select markets.

“Cast-To” Gold Abutments, Engaging

Includes Retaining Screw (MHLAS).



Implant Platform	Item No.
● 3.5 mmD	HLA3G
● 4.5 mmD	HLA4G
● 5.7 mmD	HLA5G
Replacement Retaining Screw	MHLAS
Waxing Screw for “Cast-To” Abutments	MTWSD

“Cast-To” Gold Abutments, Non-Engaging

Includes Retaining Screw (MHLAS).



Implant Platform	Item No.
● 3.5 mmD	NEA3G
● 4.5 mmD	NEA4G
Replacement Retaining Screw	MHLAS

Components For Screw-Retained Restorations

Tapered Abutments

Tapered Abutments are for multiple-unit, screw-retained restorations. Abutments do not engage internal hex connection. Not for use in single-unit. Includes a Healing Cap (TATHC).



Implant Platform	Cuff Height				
	0.75 mm	2.0 mm	3.0 mm	4.0 mm	5.0 mm
● 3.5 mmD	TAC1	TAC2	TAC3	TAC4	TAC5
● 4.5 mmD	TACW1	TACW2	TACW3	TACW4	TACW5
● 5.7 mmD	TA5C1	TA5C2	TA5C3	TA5C4	—

Angled Tapered Abutment, 15°

Angled Tapered Abutments are for multiple-unit, screw-retained restorations. Abutment retaining screw is preassembled in the abutment. Each abutment includes an abutment delivery tool.



Implant Platform	Cuff Height		
	1.0 mm/2.0 mm	2.0 mm/3.0 mm	3.0 mm/4.0 mm
● 3.5 mmD	15AT312	15AT323	15AT334
● 4.5 mmD	15AT412	15AT423	15AT434

Angled Tapered Abutment, 30°

Angled Tapered Abutments are for multiple-unit, screw-retained restorations. Abutment retaining screw is preassembled in the abutment. Each abutment includes an abutment delivery tool.



Implant Platform	Cuff Height		
	2.0 mm/4.0 mm	3.0 mm/5.0 mm	4.0 mm/6.0 mm
● 3.5 mmD	30AT324	30AT335	30AT346
● 4.5 mmD	30AT424	30AT435	30AT446

Prosthetics

Tapered Abutment Healing Cap

Healing Cap threads onto the Tapered Abutment and Angled Tapered Abutment.



Description	Item No.
Tapered Abutment Titanium Healing Cap	TATHC

Tapered Abutment Transfer Components

Transfers thread onto the Tapered Abutment and Angled Tapered Abutments for impression-taking. This method transfers the abutment position.



Description	Item No.
Tapered Abutment Direct Transfer, Open-Tray Includes Transfer Screw (SCDTS)	ACTDT
Tapered Abutment Indirect Transfer, Closed-Tray	ACTIT
Tapered Abutment Replica	ACTR

Tapered Abutment Copings, Sheaths And Bar Systems

The copings listed below fit over the Tapered Abutment and Angled Tapered Abutment and are secured with a Coping Screw.



Description	Height/ Length	Item No.
Tapered Abutment Gold Coping Includes Screw (SCTS)	—	ACTGC
Titanium Temporary Coping Includes Screw (SCTS)	9.5 mm	ACTT
Plastic Castable Coping Includes Screw (SCTS)	5.0 mm	ACTP
Bar Gold Coping Includes Screw (SCTS)	3.0 mm	TGC3
Bar Gold Coping, Long Includes Screw (SCTS)	5.0 mm	TGC5
Titanium Bar Coping Includes Screw (SCTS)	5.0 mm	TTC5
Replacement Screw for Copings	—	SCTS
Tapered Abutment Waxing Screw	12 mm	SCWS
Reamer for Tapered Abutment Copings	—	PR

Overdenture Attachments

LOCATOR R-Tx® Abutments



Implant Platform	Cuff Height						
	0.5 mm	1.0 mm	2.0 mm	3.0 mm	4.0 mm	5.0 mm	6.0 mm
● 3.5 mmD	30200-00	30200-01	30200-02	30200-03	30200-04	30200-05	30200-06
● 4.5 mmD	30201-00	30201-01	30201-02	30201-03	30201-04	30201-05	30201-06
● 5.7 mmD	—	30202-01	30202-02	30202-03	30202-04	30202-05	30202-06

LOCATOR R-Tx Lab Processing Components



Description	Item No.
Impression Coping (Qty. 4)	30017-01
3.35 mmD Abutment Analog (Qty. 4)	30014-01
4.0 mmD Abutment Analog (Qty. 4)	30015-01
5.0 mmD Abutment Analog (Qty. 4)	30016-01
Processing Spacer (Qty. 4)	30018-01
Denture Attachment Processing Assembly (Qty. 4)	30013-01
Block-out Spacer (Qty. 20)	08514

LOCATOR R-Tx Retention Inserts



Description	Item No.
Zero Retention Insert (Qty. 4)	30001-01
Low Retention Insert (Qty. 4)	30002-01
Medium Retention Insert (Qty. 4)	30003-01
High Retention Insert (Qty. 4)	30004-01
Processing Insert (Qty. 4)	30012-01
Retention Insert Tool	30021-01

LOCATOR® Abutments



Implant Platform	Cuff Height						
	0.0 mm	1.0 mm	2.0 mm	3.0 mm	4.0 mm	5.0 mm	6.0 mm
● 3.5 mmD (Cuff Height)	TLOC3/0 —	TLOC3/1 —	TLOC3/2 (2.5 mm)	TLOC3/3 (3.5 mm)	TLOC3/4 (4.5 mm)	TLOC3/5 (5.5 mm)	TLOC3/6 (6.5 mm)
● 4.5 mmD	TLOC4/0	TLOC4/1	TLOC4/2	TLOC4/3	TLOC4/4	TLOC4/5	TLOC4/6
● 5.7 mmD	—	TLOC5/1	TLOC5/2	TLOC5/3	TLOC5/4	—	—

Prosthetics

LOCATOR Attachment Components



Description	Item No.
Locator Abutment Holder Sleeve (Qty. 4) Used with Core Tool to deliver the abutment	LOCAH4
Locator Abutment Holder Sleeve (Qty. 20)	LOCAH20
Male Processing Package Includes 2 Each of Metal Housings with Black Processing Males, Block-Out Spacers, Clear, Pink and Blue Replacement Males	LOCMP2
Male Processing Package, Includes 10 Each of Parts Listed Above	LOCMP10
Extended Range Male Processing Package Includes 2 Each of Metal Housings with Black Processing Males, Block-Out Spacers Green, Orange and Red Replacement Males	LOCMPX2
Extended Range Male Processing Package Includes 10 Each of Parts Listed Above	LOCMPX10
Paralleling Post (Qty. 4)	LOCPP

Replacement LOCATOR Attachment Components



Description	Item No.
Clear Replacement Male - 5 lbs. (Qty. 4)	LOCRMW
Pink Replacement Male, Light Retention - 3 lbs. (Qty. 4)	LOCRMP
Blue Replacement Male, Extra Light Retention - 1.5 lbs. (Qty. 4)	LOCRMB
Green Extended Range Replacement Male - 4 lbs. (Qty. 4)	LOCRMG
Orange Extended Range Replacement Male - 2 lbs. (Qty. 4)	LOCRMO
Red Extended Range Replacement Male, Light Retention - 1 lb. (Qty. 4)	LOCRM R
Gray Non-Retentive Replacement Male, Zero Retention (Qty. 4)	LOCRMGY

LOCATOR Abutment Transfer Components



Description	Item No.
Impression Coping, Includes Black Processing Male (Qty. 4)	LOCIMP
Female Analog, 4.0 mmD (Qty. 4)	LOCAN/4
Locator Processing Spacer (Qty. 4) Used to create space in the denture for chairside pick-up	LOCPS4

LOCATOR Tools



Description	Item No.
Locator Core Tool	LOCCT2
Locator Abutment Holder Sleeve (Qty. 4) Used with Core Tool to deliver the abutment	LOCAH4
Locator Abutment Holder Sleeve (Qty. 20)	LOCAH20
Locator Core Tool Replacement Tip Fits LOCCT2	LOCCTR
Torque Wrench, Restorative Adjustable torque range 10 Ncm – 35 Ncm	TWR
Locator Torque Wrench Insert Driver, Short, 15 mmL	LOCTW15
Locator Torque Wrench Insert Driver, Long, 21 mmL	LOCTW21

LOCATOR Bar Attachment System – Drill And Tap Components



Description	Item No.
Locator Bar Female, 2.0 mm thread (Qty. 2)	LOCBF2
Locator Yellow Bar Processing Package Includes 2 Each of Metal Housings with Yellow Processing Males, Clear, Pink and Blue Replacement Males, and 4 Each of Block-Out Spacers	LOCBPP
Locator Bar Drill and Tap Holder	LOCDBH
Locator 2.0 mm Castable Threaded Insert (Qty. 10) Optional	LOCCTI
Locator 2.0 mm Bar Tap, 2.0 mm thread	LOCBT2
Locator 1.7 mm Bar Drill, 2.0 mm thread	LOCBD

LOCATOR Bar Attachment System – Laser Weld Components



Description	Item No.
Locator Laser Bar Female, stainless steel (Qty. 2)	LOCLBF
Locator Yellow Bar Processing Package Includes 2 Each of Metal Housings with Yellow Processing Males, Clear, Pink and Blue Replacement Males, and 4 Each of Block-Out Spacers	LOCBPP
Locator Paralleling Mandrel	LOCPMAND

LOCATOR Bar Attachment System – “Cast-To” Components



Description	Item No.
Locator “Cast-To” Bar Female (Qty. 2)	LOCCTB
Locator Yellow Bar Processing Package Includes 2 Each of Metal Housings with Yellow Processing Males, Clear, Pink and Blue Replacement Males, and 4 Each of Block-Out Spacers	LOCBPP
Locator Paralleling Mandrel	LOCPMAND

Prosthetics

Prosthetic Tools

Ball Abutments

Abutments do not engage internal hex connection. Includes Cap Attachment Housing and Nylon Liner.



Implant Platform	Cuff Height		
	2.0 mm	4.0 mm	6.0 mm
● 3.5 mmD	BAC2	BAC4	BAC6
● 4.5 mmD	BACW2	BACW4	BACW6
● 5.7 mmD	BA5C2	BA5C4	—

Ball Abutment Transfer Components



Description	Item No.
Ball Abutment Transfer (Qty. 2)	BAT
Ball Abutment Replica	BAR

Prosthetic Components



Description	Item No.
Cap Attachment System Includes 4 Nylon Liners, 2 Positioning Rings, 4 Housings and 4 Castable Ball Patterns	CAS
Cap Attachment Instruments Includes Seating Tool, Reamer and Paralleling Tool	CAI
Cap Attachment Housing (CAH) / Cap Attachment Nylon Liner (CAN)	CA
Cap Attachment Housing	CAH
Cap Attachment Nylon Liner, Transparent	CAN
Cap Attachment Nylon Liner, Gray — Rigid Retention	CAN-G
Cap Attachment Transfer, Yellow	CAT
Castable Ball Pattern, 2 balls per pattern	CAB
Micro Cap Attachment Nylon Liner	CANM


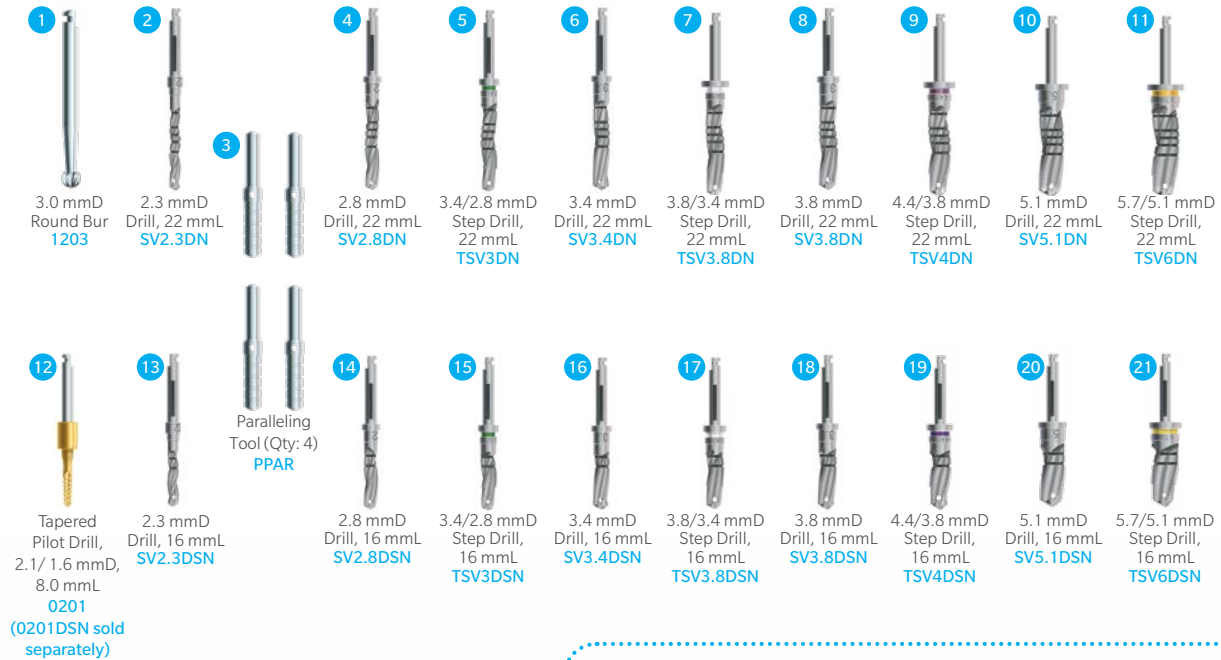
Additional Prosthetic Tools

	Description	Item No.
	Hex Driver, Short, with GemLock® Retention, 1.25 mmD, 22 mmL	HXGR1.25
	Hex Driver, Long, with GemLock Retention, 1.25 mmD, 30 mmL	HXLGR1.25
	Hex Driver, Short, Standard, 1.25 mmD, 17 mmL	HX1.25
	Hex Driver, Long, Standard, 1.25 mmD, 22 mmL	HXL1.25
	Latch-Lock Hex Driver for Surgical and Prosthetic Screws, Short, 1.25 mmD, 23 mmL May require Reduction Handpiece	HX1.25D
	Latch-Lock Hex-Driver for Surgical and Prosthetic Screws, Long, 1.25 mmD, 26 mmL May require Reduction Handpiece	HXL1.25D
	Torque Wrench, Restorative Adjustable torque range 10 Ncm – 35 Ncm	TWR
	Torque Wrench Hex Driver, Short, 1.25 mmD, 17 mmL	TW1.25
	Torque Wrench Hex Driver, Long, 1.25 mmD, 22 mmL	TW1.25L
	Locator Torque Wrench Insert Driver, Short, 15 mmL	LOCTW15
	Locator Torque Wrench Insert Driver, Long, 21 mmL	LOCTW21
	Locator Core Tool	LOCCT2
	Locator Core Tool, Replacement Tip Fits LOCCT2	LOCCTR
	Prosthetic Kit Tray, Autoclavable, empty	2320
	Removal Tool for Internal Hex Implant Abutments Included in TSV Surgical Kits TSVKIT and STRKIT	TLRT2
	Removal Screw for Internal Hex Implant Abutments	HLRS
	Abutment Holder Requires Implant Analog to attach abutments	ABTH
	Removal Tool for Abutment Screws or Fixation Screws with 1.25 mmD Hex, Carbide Steel Note: Do not autoclave	SRT

Instrument Kit System

Instrument Kit System Overview

Tapered Screw-Vent Surgical Kit (TSVKIT)



Guided Surgery Drill Module (GSMOD)

41 2.3 mmD Drill, 19 mmL STR23D19

42 2.8/2.4 mmD Step Drill, 19 mmL STP28D19

43 2.8 mmD Drill, 19 mmL STR28D19

44 3.4/2.8 mmD Step Drill, 19 mmL STP34D19

45 3.4 mmD Drill, 19 mmL STR34D19

46 3.8/3.4 mmD Step Drill, 19 mmL STP38D19

47 3.8 mmD Drill, 19 mmL STR38D19

48 4.4/3.8 mmD Step Drill, 19 mmL STP44D19

Zimmer® Drill Module

49 2.3 mmD Drill, 25 mmL STR23D25

50 2.8/2.4 mmD Step Drill, 25 mmL STP28D25

51 2.8 mmD Drill, 25 mmL STR28D25

52 3.4/2.8 mmD Step Drill, 25 mmL STP34D25

53 3.4 mmD Drill, 25 mmL STR34D25

54 3.8/3.4 mmD Step Drill, 25 mmL STP38D25

55 3.8 mmD Drill, 25 mmL STR38D25

56 4.4/3.8 mmD Step Drill, 25 mmL STP44D25

The NP Surgical Module snaps into the Tapered Screw-Vent Surgical Kit

22 Drill Extender DE

23 3.7 mmD Bone Tap TT3.7

24 4.1 mmD Bone Tap TT4.1

25 4.7 mmD Bone Tap TT4.7

26 6.0 mmD Bone Tap TT6.0

27 2.5 mmD GemLock Hex Drill RHD2.5

28 2.5 mmD GemLock Hex Tool, Short RH2.5

29 2.5 mmD GemLock Hex Tool, Long RHL2.5

30 3.0 mmD Hex Insertion Drill HX3.0D

31 3.0 mmD Hex Insertion Tool, 17 mmL HX3.0-S

32 3.0 mmD Hex Insertion Tool, 25 mmL HXL3.0-S

33 Removal Tool TLRT2

34 1.25 mmD Hex Driver with GemLock Retention, 22 mmL HXGR1.25

35 1.25 mmD Hex Driver with GemLock Retention, 30 mmL HXLGR1.25

36 1.25 mmD Hex Tool, 17 mmL HX1.25

37 1.25 mmD Long Hex Tool, 22 mmL HXL1.25

38 1.25 mmD Hex Drill HX1.25D

39 GemLock Retaining Square Ratchet RSR

40 Screwdriver Handle with Square Connection SSHS

For maximum cutting efficiency, replace drills frequently.

Instrument Kit System

Tapered Screw-Vent Surgical Kit

Tapered Screw-Vent Surgical Kit, Complete



Description	Item No.
Tapered Screw-Vent Surgical Kit For placement of 3.7 mmD, 4.1 mmD, 4.7 mmD, and 6.0 mmD Tapered Screw-Vent and Trabecular Metal Implants	TSVKIT
TSV Surgical Tray, Empty	TSVTRAY
2.1/1.6 mmD Drill, 8 mmL	0201
Round Bur	1203
2.3 mmD Driva™ Surgical Drill, 16 mmL	SV2.3DSN
2.3 mmD Driva Surgical Drill, 22 mmL	SV2.3DN
2.8 mmD Driva Surgical Drill, 16 mmL	SV2.8DSN
2.8 mmD Driva Surgical Drill, 22 mmL	SV2.8DN
3.4/2.8 mmD Driva Surgical Step Drill, 16 mmL	TSV3DSN
3.4/2.8 mmD Driva Surgical Step Drill, 22 mmL	TSV3DN
3.4 mmD Driva Surgical Drill, 16 mmL	SV3.4DSN
3.4 mmD Driva Surgical Drill, 22 mmL	SV3.4DN
3.8/3.4 mmD Driva Surgical Step Drill, 16 mmL	TSV3.8DSN
3.8/3.4 mmD Driva Surgical Step Drill, 22 mmL	TSV3.8DN
3.8 mmD Driva Surgical Drill, 16 mmL	SV3.8DSN
3.8 mmD Driva Surgical Drill, 22 mmL	SV3.8DN
4.4/3.8 mmD Driva Surgical Step Drill, 16 mmL	TSV4DSN
4.4/3.8 mmD Driva Surgical Step Drill, 22 mmL	TSV4DN
5.1 mmD Driva Surgical Drill, 16 mmL	SV5.1DSN
5.1 mmD Driva Surgical Drill, 22 mmL	SV5.1DN
5.7/5.1 mmD Driva Surgical Step Drill, 16 mmL	TSV6DSN
5.7/5.1 mmD Driva Surgical Step Drill, 22 mmL	TSV6DN
3.7 mmD Cortical Bone Tap Tool	TT3.7
4.1 mmD Cortical Bone Tap Tool	TT4.1
4.7 mmD Cortical Bone Tap Tool	TT4.7
6.0 mmD Cortical Bone Tap Tool	TT6.0
1.25 mmD Hex Driver, Short, with GemLock Retention, 22 mmL	HXGR1.25
1.25 mmD Hex Driver, Long, with GemLock Retention, 30 mmL	HXLGR1.25
1.25 mmD Hex Driver, Short, 17 mmL	HX1.25
1.25 mmD Hex Driver, Long, 22 mmL	HXL1.25
1.25 mmD Latch-Lock Hex Driver, 23 mmL	HX1.25D
2.5 mmD GemLock Retaining Hex Driver, Short, 17 mmL	RH2.5
2.5 mmD GemLock Retaining Hex Driver, Long, 28 mmL	RHL2.5
2.5 mmD GemLock Retaining Hex Driver, 21 mmL	RHD2.5
3.0 mmD Hex Driver, Short, 17 mmL*	HX3.0-S
3.0 mmD Hex Driver, Long, 28 mmL*	HXL3.0-S
3.0 mmD Hex Driver, 25 mmL*	HX3.0D
Drill Extender, 27 mmL	DE
Paralleling Tool (Qty. 4)	PPAR
GemLock Retaining Square Ratchet	RSR
Screwdriver Handle with Square Connection	SSHS
Removal Tool for Internal Hex Implant Abutments	TLRT2
Tapered Screw-Vent Staging Block	TSVBLK

NOTE: Drills marked in blue are included in TSVTRAYD on page 25.

*3.0 mmD Hex Drivers engage the internal hex of the 6.0 mmD implants when the Fixture Mount/Transfer is removed.

Tapered Screw-Vent Surgical Kit, Partial Configurations



Description	Item No.
Tapered Screw-Vent Starter Kit For placement of 3.7 mmD and 4.7 mmD Implants only	STRKIT
2.1/1.6 mmD Drill, 8 mmL	0201
2.3 mmD Dríva Surgical Drill, Instrument Kit System, 22 mmL	SV2.3DN
2.8 mmD Dríva Surgical Drill, Instrument Kit System, 22 mmL	SV2.8DN
3.4/2.8 mmD Dríva Surgical Step Drill, Instrument Kit System, 22 mmL	TSV3DN
3.8 mmD Dríva Surgical Drill, Instrument Kit System, 22 mmL	SV3.8DN
4.4/3.8 mmD Dríva Surgical Step Drill, Instrument Kit System, 22 mmL	TSV4DN
1.25 mmD Hex Driver, Short, with GemLock Retention, 22 mmL	HXGR1.25
1.25 mmD Hex Driver, Long, with GemLock Retention, 30 mmL	HXLGR1.25
1.25 mmD Hex Driver, Short, 17 mmL	HX1.25
2.5 mmD GemLock Retaining Hex Driver, Long, 28 mmL	RHL2.5
2.5 mmD GemLock Retaining Hex Driver, 21 mmL	RHD2.5
Drill Extender, 27 mmL	DE
Paralleling Tool (Qty. 4)	PPAR
GemLock Retaining Square Ratchet	RSR
Screwdriver Handle with Square Connection	SSHS
Removal Tool for Internal Hex Implant Abutments	TLRT2
3.7 mmD Cortical Bone Tap Tool	TT3.7
4.7 mmD Cortical Bone Tap Tool	TT4.7
Tapered Screw-Vent Staging Block	TSVBLK
TSV Surgical Tray, Empty	TSVTRAY
Surgical Tray and Drills for Trabecular Metal and Tapered Screw-Vent Implants Includes TSVBLK and drills marked in blue on page 24 ; Tray and drills only	TSVTRAYD
Tapered Screw-Vent Staging Block Block only	TSVBLK

Instrument Kit System

Guided Surgery Instrumentation



Can be inserted into Tapered Screw-Vent Surgical Kit (TSVKIT)



Description	Item No.
Guided Surgery Drill Module Can be inserted into the TSVKIT for an all-in-one Guided Surgery Kit	GSMOD
2.3 mmD Driva EG Surgical Drill, 19 mmL	STR23D19
2.3 mmD Driva EG Surgical Drill, 25 mmL	STR23D25
2.8/2.4 mmD Driva EG Surgical Step Drill, 19 mmL	STP28D19
2.8/2.4 mmD Driva EG Surgical Step Drill, 25 mmL	STP28D25
2.8 mmD Driva EG Surgical Drill, 19 mmL	STR28D19
2.8 mmD Driva EG Surgical Drill, 25 mmL	STR28D25
3.4/2.8 mmD Driva EG Surgical Step Drill, 19 mmL	STP34D19
3.4/2.8 mmD Driva EG Surgical Step Drill, 25 mmL	STP34D25
3.4 mmD Driva EG Surgical Drill, 19 mmL	STR34D19
3.4 mmD Driva EG Surgical Drill, 25 mmL	STR34D25
3.8/3.4 mmD Driva EG Surgical Step Drill, 19 mmL	STP38D19
3.8/3.4 mmD Driva EG Surgical Step Drill, 25 mmL	STP38D25
3.8 mmD Driva EG Surgical Drill, 19 mmL	STR38D19
3.8 mmD Driva EG Surgical Drill, 25 mmL	STR38D25
4.4/3.8 mmD Driva EG Surgical Step Drill, 19 mmL	STP44D19
4.4/3.8 mmD Driva EG Surgical Step Drill, 25 mmL	STP44D25

Guided Surgery Module Insert (Empty)	GSTRAY
--------------------------------------	--------

Tube Adapter Kit* Includes 1 of each Tube Adapter listed below; EG Drills are used with Tube Adapter Kit;	TADKIT
2.3 mmD Tube Adapter, A	TAD23A
2.8 mmD Tube Adapter, A	TAD28A
3.4 mmD Tube Adapter, A	TAD34A
2.3 mmD Tube Adapter, B	TAD23B
2.8 mmD Tube Adapter, B	TAD28B
3.4 mmD Tube Adapter, B	TAD34B
3.8 mmD Tube Adapter, B	TAD38B
4.4 mmD Tube Adapter, B	TAD44B

* Must use drills with axial stripe.

Dríva Surgical Drills

A product of extensive research and testing, high performance and internally-irrigated Dríva Drills are reusable and deliver high levels of sharpness and longevity.

- Enhanced drill design to facilitate cleaning and sterilization
- Color bands and size etching help in simple identification and replacement
- All drills are made of an advanced grade of stainless steel, with a progressive geometry that provides high levels of strength and cutting efficiency
- A corrosion-resistant coating protects drill sharpness
- Grooves and laser-etched depth bands deliver improved visibility



Surgical Pilot Drills



Diameter	8.0 mmL	15 mmL*	16 mmL*	19 mmL	22 mmL*	25 mmL
2.1/1.6 mmD	—	0201DSN	—	—	—	—
2.1/1.6 mmD	0201	—	—	—	—	—

Dríva Surgical Drills



Diameter	8.0 mmL	15 mmL*	16 mmL*	19 mmL	22 mmL*	25 mmL
2.3 mmD	—	—	SV2.3DSN	STR23D19	SV2.3DN	STR23D25
2.8 mmD	—	—	SV2.8DSN	STR28D19	SV2.8DN	STR28D25
3.4 mmD	—	—	SV3.4DSN	STR34D19	SV3.4DN	STR34D25
3.8 mmD	—	—	SV3.8DSN	STR38D19	SV3.8DN	STR38D25
5.1 mmD	—	—	SV5.1DSN	—	SV5.1DN	—


Dríva Surgical Step Drills



Diameter	16 mmL*	19 mmL	22 mmL*	25 mmL	Color Code
2.8/2.4 mmD	—	STP28D19	ZOP28DN	STP28D25	Blue ●
3.4/2.8 mmD	TSV3DSN	STP34D19	TSV3DN	STP34D25	Green ●
3.8/3.4 mmD	TSV3.8DSN	STP38D19	TSV3.8DN	STP38D25	White ○
4.4/3.8 mmD	TSV4DSN	STP44D19	TSV4DN	STP44D25	Purple ●
5.1/4.4 mmD	TSV5.1DSN **	—	TSV5.1DN **	—	—
5.7/5.1 mmD	TSV6DSN	—	TSV6DN	—	Yellow ●

*The 15 mmL, 16 mmL and 22 mmL Drills feature axial stripes to help identify use with the Drill Stop Kit.

**TSV5.1DSN and TSV5.1DN are interim drills sold separately and not in surgical kits.



The depth markings are machined and laser-etched for increased visibility. The bands are located approximately 1.0 mm longer than the implant-abutment junction. (for example: the 13 mm band is dimensioned 14 mm from the tip of the drill)

Instrumentation

Cleaning Tool



Description	Item No.	Qty.
Driva Drill Cleaning Wire	NM1940	1 Ea.

Implant Placement Instruments



Description	Item No.
GemLock Retaining Square Ratchet for Implant Placement with Hex Drivers RH2.5/RHL2.5 or FMT Directly	RSR
Stainless Steel Screwdriver Handle with Square Connection for Implant Placement with Hex Drivers RH2.5/RHL2.5 or FMT Directly	SSHS

Hex Drivers 1.25 mmD



Description	Item No.
Hex Driver, Short, for Tightening of Surgical and Prosthetic Screws, 17 mmL	HX1.25
Hex Driver, Long, for Tightening of Surgical and Prosthetic Screws, 22 mmL	HXL1.25
Hex Driver, Short, with GemLock Retention, 22 mmL	HXGR1.25
Hex Driver, Long, with GemLock Retention, 30 mmL	HXLGR1.25
Latch-Lock Hex Driver for Surgical and Prosthetic Screws, Short, 23 mmL May require Reduction Handpiece	HX1.25D
Latch-Lock Hex Driver for Surgical and Prosthetic Screws, Long, 26 mmL May require Reduction Handpiece	HXL1.25D

Hex Drivers 2.5 mmD



Description	Item No.
GemLock Retaining Hex Driver, 21 mmL	RHD2.5
GemLock Retaining Hex Driver, Short, 17 mmL	RH2.5
GemLock Retaining Hex Driver, Long, 28 mmL	RHL2.5

Note: 2.5 mmD Hex Drivers (GemLock Delivery System) should be used to deliver all Tapered Screw-Vent Implants via the Fixture Mount/Transfer.

Hex Drivers 3.0 mmD



Description	Item No.
Hex Driver for Implants with 3.0 mmD Hex, 25 mmL May require Reduction Handpiece	HX3.0D
Hex Driver, Short, for Implants with 3.0 mmD Hex, 17 mmL	HX3.0-S
Hex Driver, Long, for Implants with 3.0 mmD Hex, 28 mmL	HXL3.0-S

Note: 3.0 mmD Hex Drivers are used to place the 6.0 mmD Tapered Screw-Vent Implants without a Fixture Mount/Transfer.

Cortical Bone Taps (Triple-Lead Threads)



Description	Item No.
3.7 mmD Cortical Bone Tap Tool	TT3.7
4.1 mmD Cortical Bone Tap Tool	TT4.1
4.7 mmD Cortical Bone Tap Tool	TT4.7
6.0 mmD Cortical Bone Tap Tool	TT6.0

Surgical Instruments



Description	Item No.
Drill Extender, 27 mmL	DE
Paralleling Tool	PPAR
Removal Tool for Screw-Type Implants, Carbide Steel Note: Do not autoclave	IRT
Removal Tool for Internal Hex Implant Abutments Included in TSV Surgical Kits TSVKIT and STRKIT	TLRT2
Round Bur	1203
Manual Interchangeable Driver Tip Handle	MIDTH

Single-Patient Drills

Description	Contents	Item No.
Drill Kit, Single-Patient, Long 3.7 mmD Implant, 17 mmL	3.0 mmD Round Bur 2.3 mmD Pilot Drill 3.4/2.8 mmD Step Drill	DSTK3
Drill Kit, Single-Patient, Short 3.7 mmD Implant, 11 mmL	3.0 mmD Round Bur 2.3 mmD Pilot Drill 3.4/2.8 mmD Step Drill	DSTK3S
Drill, Single-Patient, Long 4.7 mmD Implant, 17 mmL	4.4/3.8 mmD Step Drill	DST4
Drill, Single-Patient, Short 4.7 mmD Implant, 11 mmL	4.4/3.8 mmD Step Drill	DST4S
Drill, Single-Patient, Long 6.0 mmD Implant, 17 mmL	5.7/5.1 mmD Step Drill	DST6
Drill, Single-Patient, Short 6.0 mmD Implant, 11 mmL	5.7/5.1 mmD Step Drill	DST6S

Note: No internal irrigation. Kits with long drills have depth markings for 8, 10, 11.5, 13 and 16 mmL implants. Kits with short drills have depth markings for 8 and 10 mmL implants.

Radiographic Transparency

Description	Item No.
Radiographic Transparency for TSV	RT-TSV

Drill Stop Kit

Description	Item No.
Complete Drill Stop Kit <i>Drills not included</i>	DSKIT
Stop Set, 8.0 mmL Implant, 2.3 - 4.4/3.8 mmD x 17/22 mmL Driva Drill (Qty. 5)	SS8D22
Stop Set, 10 mmL Implant, 2.3 - 4.4/3.8 mmD x 17/22 mmL Driva Drill (Qty. 5)	SS10D22
Stop Set, 11.5 mmL Implant, 2.3 - 4.4/3.8 mmD x 17/22 mmL Driva Drill (Qty. 5)	SS11D22
Stop Set, 13 mmL Implant, 2.3 - 4.4/3.8 mmD x 17/22 mmL Driva Drill (Qty. 5)	SS13D22
Stop Set, 8 mmL Implant, 2.3 - 4.4/3.8 mmD x 11/16 mmL Driva Drill (Qty. 5)	SS8D16
Stop Set, 10 mmL Implant - 11/16 mmL Driva Drill and 16 mmL Implant - 17/22 mmL Driva Drill, 2.3 - 4.4/3.8 mmD Driva Drill (Qty. 5)	SS10D16
Stop Set, 11.5 mmL Implant, 2.3 - 4.4/3.8 mmD x 11/16 mmL Driva Drill (Qty. 5)	SS11D16
Stop Set, 8-16 mmL Implant, 5.1 mmD x 11/16 mmL & 17/22 mmL Driva Drill (Qty. 7)	SS51D
Stop Set, 8-16 mmL Implant, 5.7/5.1 mmD x 11/16 mmL & 17/22 mmL Driva Drill (Qty. 7)	SS57D
Drill Stop Multi-Tool	MTL





Contact us at 1-800-342-5454 or visit
zimmerbiometdental.com

Zimmer Biomet Dental
Global Headquarters
4555 Riverside Drive
Palm Beach Gardens, FL 33410
Tel: +1-561-776-6700
Fax: +1-561-776-1272

Unless otherwise indicated, as referenced herein, all trademarks are the property of Zimmer Biomet; and all products are manufactured by one or more of the dental subsidiaries of Zimmer Biomet Holdings, Inc. and marketed and distributed by Zimmer Biomet Dental and its authorized marketing partners. Locator Attachments are manufactured by Zest Anchors, LLC. Locator and Locator R-Tx are registered trademarks of Zest IP Holdings, LLC. For additional product information, please refer to the individual product labeling or instructions for use. Product clearance and availability may be limited to certain countries/regions. This material is intended for clinicians only and does not comprise medical advice or recommendations. Distribution to any other recipient is prohibited. This material may not be copied or reprinted without the express written consent of Zimmer Biomet Dental. ZBINST0008 REV B 02/20 ©2020 Zimmer Biomet. All rights reserved.

