

Certain[®] Implant System

Product Catalog



Important Product Information

Biomet 3i Dental Implants

For detailed product information on all Biomet 3i Dental Implants, refer to the Biomet 3i Dental Implant IFU (P-IIS086GI) located at ifu.biomet3i.com.

Biomet 3i Restorative Products

For detailed product information on all Biomet 3i Restorative Products, refer to the Biomet 3i Restorative Products IFU (P-IIS086GR) located at ifu.biomet3i.com.

Table Of Contents

Implants

Tapered Certain Internal Connection Implants	4
T3® With DCD® Platform Switched	4
T3 With DCD Non-Platform Switched	4
T3 Platform Switched	4
T3 Non-Platform Switched	4
Full Osseotite® Tapered Certain PREVAIL®	4
Full Osseotite Tapered Certain	4
Parallel Walled Certain Internal Connection Implants	5
T3 With DCD Platform Switched	5
T3 With DCD Non-Platform Switched	5
T3 Platform Switched	5
T3 Non-Platform Switched	5
Osseotite 2 Parallel Walled Certain	5

Site Preparation Technologies

Tapered Navigator® System For Guided Surgery	6
Tapered Navigator Surgical Kit	6
Tapered Navigator Tap Kit	8
Tapered Navigator Laboratory Kit	9
Parallel Walled Navigator System For Guided Surgery	10
Parallel Walled Navigator Surgical Kit	10
Parallel Walled Navigator Laboratory Kit	12
Surgical Kits	13
Tapered Implant Surgical Kits	13
Parallel Walled Surgical Kits	16
Surgical Drills	18
W & H Surgical Drilling Units	18
Advanced Cutting Technology® (ACT®) Twist Drills	19
Quad Shaping Drills For Tapered Implants	19
Miscellaneous Drills	19
Surgical Components	20
Dense Bone Taps For Parallel Walled Implants	20
Dense Bone Taps For Tapered Implants	20
Tapered Implant Depth Indicators	21
Direction Indicators	21
Bone Profilers	22
Tapered Osteotomes	22
Summer Osteotomes	22
Sinus Elevation	23

Trephine Burs	23
Miscellaneous Instrumentation	24

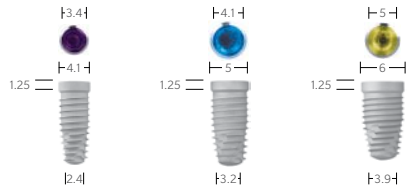
Restorative Components

Healing Abutments	27
BellaTek® Encode®	27
EP® One-piece	27
Provisional Restorations	28
PreFormance® Posts	28
Temporary Cylinders	28
Definitive Restorations	29
GingiHue® Posts	29
UCLA Abutments	29
GingiHue Post And UCLA Abutment Components	30
Low Profile Abutments	31
Low Profile Abutment Components	32
Overdenture Restorations	33
LOCATOR R-Tx® Abutments	33
LOCATOR® Abutments	33
Screws	34
Abutment Screws	34
Retaining Screws	34
Waxing Screws And Try-In Screws	34
BellaTek Bars And Frameworks	35
Mechanical Driver Kits	36
Prosthetic Screwdriver	37
Drivers, Driver Tips And Miscellaneous Restorative Products	38

Implants

T3 With DCD Platform Switched Implants

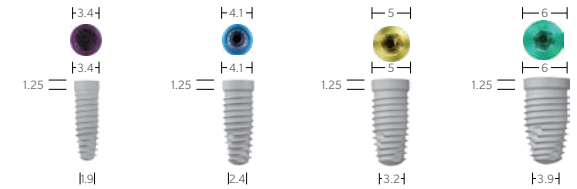
Commercially Pure Titanium



Length	4/3 mmP	5/4 mmP	6/5 mmP
8.5 mm	BNPT4385	BNPT5485	BNPT6585
10 mm	BNPT4310	BNPT5410	BNPT6510
11.5 mm	BNPT4311	BNPT5411	BNPT6511
13 mm	BNPT4313	BNPT5413	BNPT6513
15 mm	BNPT4315	BNPT5415	BNPT6515

T3 With DCD Non-Platform Switched Implants

Commercially Pure Titanium



3.25 mmD	4 mmD	5 mmD	6 mmD
BNST3285	BNST485	BNST585	BNST685
BNST3210	BNST410	BNST510	BNST610
BNST3211	BNST411	BNST511	BNST611
BNST3213	BNST413	BNST513	BNST613
BNST3215	BNST415	BNST515	BNST615

T3 Platform Switched Implants

Commercially Pure Titanium

Length	4/3 mmP	5/4 mmP	6/5 mmP
8.5 mm	BOPT4385	BOPT5485	BOPT6585
10 mm	BOPT4310	BOPT5410	BOPT6510
11.5 mm	BOPT4311	BOPT5411	BOPT6511
13 mm	BOPT4313	BOPT5413	BOPT6513
15 mm	BOPT4315	BOPT5415	BOPT6515

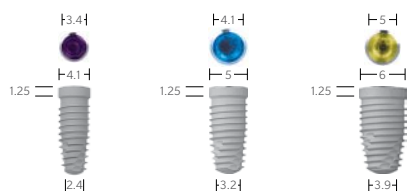
T3 Non-Platform Switched Implants

Commercially Pure Titanium

3.25 mmD	4 mmD	5 mmD	6 mmD
BOST3285	BOST485	BOST585	BOST685
BOST3210	BOST410	BOST510	BOST610
BOST3211	BOST411	BOST511	BOST611
BOST3213	BOST413	BOST513	BOST613
BOST3215	BOST415	BOST515	BOST615

Full Osseotite Tapered Certain PREVAIL

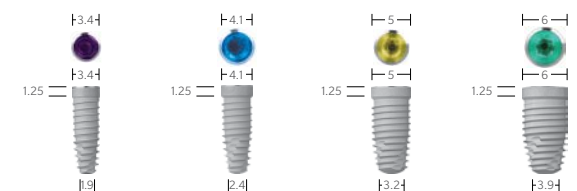
Commercially Pure Titanium



Length	4/3 mmP	5/4 mmP	6/5 mmP
8.5 mm	XIITP4385	XIITP5485	XIITP6585
10 mm	XIITP4310	XIITP5410	XIITP6510
11.5 mm	XIITP4311	XIITP5411	XIITP6511
13 mm	XIITP4313	XIITP5413	XIITP6513
15 mm	XIITP4315	XIITP5415	XIITP6515

Full Osseotite Tapered Certain

Commercially Pure Titanium



3.25 mmD	4 mmD	5 mmD	6.0 mmD
XIFNT3285	XIFNT485	XIFNT585	XIFNT685
XIFNT3210	XIFNT410	XIFNT510	XIFNT610
XIFNT3211	XIFNT411	XIFNT511	XIFNT611
XIFNT3213	XIFNT413	XIFNT513	XIFNT613
XIFNT3215	XIFNT415	XIFNT515	XIFNT615

Cover Screw Flat (included)	IMCSF34	ICSF41	ICSF50

IMCSF34	ICSF41	ICSF50	ICSF60

*Non-Flared 4.1 mmP Cover Screw ICS400 is also available.

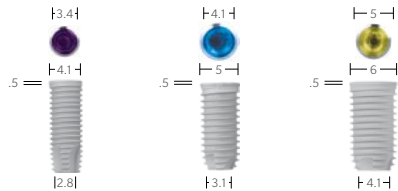
Implants

T3 With DCD Platform Switched Implants

Commercially Pure Titanium




Contemporary Hybrid Surface



Length	4/3 mmP	5/4 mmP	6/5 mmP
8.5 mm	BNPS4385	BNPS5485	BNPS6585
10 mm	BNPS4310	BNPS5410	BNPS6510
11.5 mm	BNPS4311	BNPS5411	BNPS6511
13 mm	BNPS4313	BNPS5413	BNPS6513
15 mm	BNPS4315	BNPS5415	BNPS6515
18 mm	—	—	—

T3 With DCD Non-Platform Switched Implants

Commercially Pure Titanium



Length	3.25 mmD	4 mmD	5 mmD	6 mmD
8.5 mm	BNSS385	BNSS485	BNSS585	BNSS685
10 mm	BNSS310	BNSS410	BNSS510	BNSS610
11.5 mm	BNSS311	BNSS411	BNSS511	BNSS611
13 mm	BNSS313	BNSS413	BNSS513	BNSS613
15 mm	BNSS315	BNSS415	BNSS515	BNSS615
18 mm	BNSS318	BNSS418	—	—

T3 Platform Switched Implants

Commercially Pure Titanium

Length	4/3 mmP	5/4 mmP	6/5 mmP
8.5 mm	BOPS4385	BOPS5485	BOPS6585
10 mm	BOPS4310	BOPS5410	BOPS6510
11.5 mm	BOPS4311	BOPS5411	BOPS6511
13 mm	BOPS4313	BOPS5413	BOPS6513
15 mm	BOPS4315	BOPS5415	BOPS6515
18 mm	—	—	—

T3 Non-Platform Switched Implants

Commercially Pure Titanium

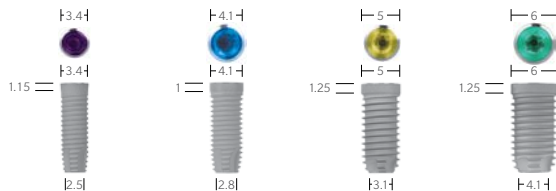
Length	3.25 mmD	4 mmD	5 mmD	6 mmD
8.5 mm	BOSS385	BOSS485	BOSS585	BOSS685
10 mm	BOSS310	BOSS410	BOSS510	BOSS610
11.5 mm	BOSS311	BOSS411	BOSS511	BOSS611
13 mm	BOSS313	BOSS413	BOSS513	BOSS613
15 mm	BOSS315	BOSS415	BOSS515	BOSS615
18 mm	BOSS318	BOSS418	—	—

Osseotite 2 Parallel Walled Certain

Commercially Pure Titanium



Full Osseotite Surface



Length	3.25 mmD	4 mmD	5 mmD	6 mmD
8.5 mm	XIFOSM385	XIFOSS485	XIFOSS585	XIFOSS685
10 mm	XIFOSM310	XIFOSS410	XIFOSS510	XIFOSS610
11.5 mm	XIFOSM311	XIFOSS411	XIFOSS511	XIFOSS611
13 mm	XIFOSM313	XIFOSS413	XIFOSS513	XIFOSS613
15 mm	XIFOSM315	XIFOSS415	XIFOSS515	XIFOSS615

Cover Screw Flat (included)	IMCSF34	ICSF41	ICSF50	ICSF60

*Non-Flared 4.1 mmP Cover Screw ICS400 is also available.

Tapered Navigator System For Guided Surgery

Site Preparation Technologies

Tapered Navigator Surgical Kit

For Tapered Implants Including:

- Certain 3.25, 4 and 5 mm Implants
- Prevail 4/3 and 5/4 Implants

The Navigator System helps clinicians transform computer-based planning into practical implant placement with an opportunity for immediate provisionalization.

Features specific to the Navigator System include:

- Depth-specific instrumentation for preparation and implant placement
- Control of hex-orientation to fabricate and deliver provisional restorations immediately following implant placement
- Open architecture compatibility that provides freedom to choose among leading planning software solutions

SGTIKIT Tapered Navigator Surgical Kit



Description	Item No.	SGTIKIT
Tapered Navigator Surgical Tray	SGTTRAY	•
Tapered Navigator Tissue Punch, 4.1 mmD	SGTTP4	•
Tapered Navigator Tissue Punch, 5 mmD	SGTTP5	•
Tapered Navigator Cortical Perforator, 4.1 mmD - Short	SGTCP4S	•
Tapered Navigator Cortical Perforator, 4.1 mmD - Long	SGTCP4L	•
Tapered Navigator Cortical Perforator, 5 mmD - Short	SGTCP5S	•
Tapered Navigator Cortical Perforator, 5 mmD - Long	SGTCP5L	•
Tapered Navigator Twist Drill, 1.9 mmD x A(L)	SGTD19A	•
Tapered Navigator Twist Drill, 1.9 mmD x B(L)	SGTD19B	•
Tapered Navigator Twist Drill, 1.9 mmD x C(L)	SGTD19C	•
Tapered Navigator Twist Drill, 1.9 mmD x D(L)	SGTD19D	•
Tapered Navigator Twist Drill, 1.9 mmD x E(L)	SGTD19E	•
Tapered Navigator Twist Drill, 1.9 mmD x F(L)	SGTD19F	•
Tapered Navigator Twist Drill, 1.9 mmD x G(L)	SGTD19G	•
Tapered Navigator Countersink Drill, 3.4 mmD - Short	MSGTCD5	•
Tapered Navigator Countersink Drill, 4.1 mmD - Short	SGTCD4S	•
Tapered Navigator Countersink Drill, 5 mmD - Short	SGTCD5S	•
Tapered Navigator Countersink Drill, 3.4 mmD - Long	MSGTCDL	•
Tapered Navigator Countersink Drill, 4.1 mmD - Long	SGTCD4L	•
Tapered Navigator Countersink Drill, 5 mmD - Long	SGTCD5L	•
Tapered Navigator Shaping Drill, 3.25 mmD x 8.5 mmL - Short	MSGTD85S	•
Tapered Navigator Shaping Drill, 3.25 mmD x 10 mmL - Short	MSGTD10S	•
Tapered Navigator Shaping Drill, 3.25 mmD x 11.5 mmL - Short	MSGTD11S	•
Tapered Navigator Shaping Drill, 3.25 mmD x 13 mmL - Short	MSGTD13S	•
Tapered Navigator Shaping Drill, 3.25 mmD x 15 mmL - Short	MSGTD15S	•
Tapered Navigator Shaping Drill, 4.1 mmD x 8.5 mmL - Short	SGTD485S	•
Tapered Navigator Shaping Drill, 4.1 mmD x 10 mmL - Short	SGTD410S	•
Tapered Navigator Shaping Drill, 4.1 mmD x 11.5 mmL - Short	SGTD411S	•
Tapered Navigator Shaping Drill, 4.1 mmD x 13 mmL - Short	SGTD413S	•
Tapered Navigator Shaping Drill, 4.1 mmD x 15 mmL - Short	SGTD415S	•
Tapered Navigator Shaping Drill, 5 mmD x 8.5 mmL - Short	SGTD585S	•

Tapered Navigator Surgical Kit (Continued)

Description	Item No.	SGTIKIT
Tapered Navigator Shaping Drill, 5 mmD x 10 mmL - Short	SGTD510S	•
Tapered Navigator Shaping Drill, 5 mmD x 11.5 mmL - Short	SGTD511S	•
Tapered Navigator Shaping Drill, 5 mmD x 13 mmL - Short	SGTD513S	•
Tapered Navigator Shaping Drill, 5 mmD x 15 mmL - Short	SGTD515S	•
Tapered Navigator Shaping Drill, 3.25 mmD x 8.5 mmL - Long	MSGTD85L	•
Tapered Navigator Shaping Drill, 3.25 mmD x 10 mmL - Long	MSGTD10L	•
Tapered Navigator Shaping Drill, 3.25 mmD x 11.5 mmL - Long	MSGTD11L	•
Tapered Navigator Shaping Drill, 3.25 mmD x 13 mmL - Long	MSGTD13L	•
Tapered Navigator Shaping Drill, 3.25 mmD x 15 mmL - Long	MSGTD15L	•
Tapered Navigator Shaping Drill, 4.1 mmD x 8.5 mmL - Long	SGTD485L	•
Tapered Navigator Shaping Drill, 4.1 mmD x 10 mmL - Long	SGTD410L	•
Tapered Navigator Shaping Drill, 4.1 mmD x 11.5 mmL - Long	SGTD411L	•
Tapered Navigator Shaping Drill, 4.1 mmD x 13 mmL - Long	SGTD413L	•
Tapered Navigator Shaping Drill, 4.1 mmD x 15 mmL - Long	SGTD415L	•
Tapered Navigator Shaping Drill, 5 mmD x 8.5 mmL - Long	SGTD585L	•
Tapered Navigator Shaping Drill, 5 mmD x 10 mmL - Long	SGTD510L	•
Tapered Navigator Shaping Drill, 5 mmD x 11.5 mmL - Long	SGTD511L	•
Tapered Navigator Shaping Drill, 5 mmD x 13 mmL - Long	SGTD513L	•
Tapered Navigator Shaping Drill, 5 mmD x 15 mmL - Long	SGTD515L	•
Tapered Navigator Twist Drill Positioning Handle	SGTDPHT	•
Tapered Navigator Reduction Drill Positioning Handle	SGTDPHR	•
Handpiece Connector	MDR10	•
Narrow Right Angle Large Hexed Driver Tip, 24 mmL	RASH3N	•
Posterior Large Hexed Driver, 17 mmL	PHD02N	•
Ratchet Extension, 6 mmL - Short	RE100	•
Ratchet Extension, 15 mmL - Long	RE200	•
Ratchet Wrench	WR150	•
Open End Wrench	CW100	•
Navigator Certain Implant Mount, 3.4 mmD - Short	MSGIIMS	•
Navigator Certain Implant Mount, 3.4 mmD - Long	MSGIIML	•
Navigator Certain Implant Mount, 4.1 mmD - Short	SGIIM4S	•
Navigator Certain Implant Mount, 4.1 mmD - Long	SGIIM4L	•
Navigator Certain Implant Mount, 5 mmD - Short	SGIIM5S	•
Navigator Certain Implant Mount, 5 mmD - Long	SGIIM5L	•
Certain Manual Bone Profiler, 3.4 mmD x 4.1 mmP	IMMBP	•
Certain Manual Bone Profiler, 4.1 mmD x 5 mmP	IMBP4	•
Certain Manual Bone Profiler, 5 mmD x 6 mmP	IMBP5	•

Tapered Navigator System For Guided Surgery

Site Preparation Technologies

Tapered Navigator Tap Kit

For Tapered Implants Including:

- Certain 3.25, 4 and 5 mm Implants
- Prevail 4/3 and 5/4 Implants

Tapered Navigator Tap Kit

(Included under SGTIKIT)



Description	Item No.	SGTIKIT
Tapered Navigator Bone Tap Tray	SGTTAPT	•
Tapered Navigator Bone Tap, 3.25 mmD x 8.5 mmL - Short	MSGTT85S	•
Tapered Navigator Bone Tap, 3.25 mmD x 10 mmL - Short	MSGTT10S	•
Tapered Navigator Bone Tap, 3.25 mmD x 11.5 mmL - Short	MSGTT11S	•
Tapered Navigator Bone Tap, 3.25 mmD x 13 mmL - Short	MSGTT13S	•
Tapered Navigator Bone Tap, 3.25 mmD x 15 mmL - Short	MSGTT15S	•
Tapered Navigator Bone Tap, 4.1 mmD x 8.5 mmL - Short	SGTT485S	•
Tapered Navigator Bone Tap, 4.1 mmD x 10 mmL - Short	SGTT410S	•
Tapered Navigator Bone Tap, 4.1 mmD x 11.5 mmL - Short	SGTT411S	•
Tapered Navigator Bone Tap, 4.1 mmD x 13 mmL - Short	SGTT413S	•
Tapered Navigator Bone Tap, 4.1 mmD x 15 mmL - Short	SGTT415S	•
Tapered Navigator Bone Tap, 5 mmD x 8.5 mmL - Short	SGTT585S	•
Tapered Navigator Bone Tap, 5 mmD x 10 mmL - Short	SGTT510S	•
Tapered Navigator Bone Tap, 5 mmD x 11.5 mmL - Short	SGTT511S	•
Tapered Navigator Bone Tap, 5 mmD x 13 mmL - Short	SGTT513S	•
Tapered Navigator Bone Tap, 5 mmD x 15 mmL - Short	SGTT515S	•
Tapered Navigator Bone Tap, 3.25 mmD x 8.5 mmL - Long	MSGTT85L	•
Tapered Navigator Bone Tap, 3.25 mmD x 10 mmL - Long	MSGTT10L	•
Tapered Navigator Bone Tap, 3.25 mmD x 11.5 mmL - Long	MSGTT11L	•
Tapered Navigator Bone Tap, 3.25 mmD x 13 mmL - Long	MSGTT13L	•
Tapered Navigator Bone Tap, 3.25 mmD x 15 mmL - Long	MSGTT15L	•
Tapered Navigator Bone Tap, 4.1 mmD x 8.5 mmL - Long	SGTT485L	•
Tapered Navigator Bone Tap, 4.1 mmD x 10 mmL - Long	SGTT410L	•
Tapered Navigator Bone Tap, 4.1 mmD x 11.5 mmL - Long	SGTT411L	•
Tapered Navigator Bone Tap, 4.1 mmD x 13 mmL - Long	SGTT413L	•
Tapered Navigator Bone Tap, 4.1 mmD x 15 mmL - Long	SGTT415L	•
Tapered Navigator Bone Tap, 5 mmD x 8.5 mmL - Long	SGTT585L	•
Tapered Navigator Bone Tap, 5 mmD x 10 mmL - Long	SGTT510L	•
Tapered Navigator Bone Tap, 5 mmD x 11.5 mmL - Long	SGTT511L	•
Tapered Navigator Bone Tap, 5 mmD x 13 mmL - Long	SGTT513L	•
Tapered Navigator Bone Tap, 5 mmD x 15 mmL - Long	SGTT515L	•

Tapered Navigator Laboratory Kit

For Tapered Implants Including:

- Certain 3.25, 4 and 5 mm Implants
- Prevail 4/3 and 5/4 Implants

SGTILKIT

Tapered Navigator Laboratory Kit



Description	Item No.	SGTILKIT
Tapered Navigator Laboratory Tray	SGTLTRAY	•
Navigator Certain Analog Mount, 3.4 mmD - Short	MSGIAMS	•
Navigator Certain Analog Mount, 4.1 mmD - Short	SGIAM4S	•
Navigator Certain Analog Mount, 5 mmD - Short	SGIAM5S	•
Navigator Certain Analog Mount, 3.4 mmD - Long	MSGIAML	•
Navigator Certain Analog Mount, 4.1 mmD - Long	SGIAM4L	•
Navigator Certain Analog Mount, 5 mmD - Long	SGIAM5L	•

Parallel Walled Navigator System For Guided Surgery

Site Preparation Technologies

Parallel Walled Navigator Surgical Kit

For Parallel Walled Implants Including:

- Certain 3.25, 4 and 5 mm Implants

The Navigator System helps clinicians transform computer-based planning into practical implant placement with an opportunity for immediate provisionalization.

Features specific to the Navigator System include:

- Depth-specific instrumentation for preparation and implant placement
- Control of hex-orientation to fabricate and deliver provisional restorations immediately following implant placement
- Open architecture compatibility that provides freedom to choose among leading planning software solutions

SGKIT Parallel Walled Navigator Surgical Kit



Description	Item No.	SGKIT
Navigator Surgical Tray	SGTRAY	•
Navigator Tissue Punch, 4.1 mmD	SGTP4	•
Navigator Tissue Punch, 5 mmD	SGTP5	•
Navigator Starter Drill, 3.4 mmD	MSGSD	•
Navigator Starter Drill, 3/4 mmD	SGSD34	•
Navigator Starter Drill, 4.1 mmD	SGSD4	•
Navigator Starter Drill, 4/5 mmD	SGSD45	•
Navigator Certain Starter Drill, 5 mmD	SGISD5	•
Navigator Twist Drill, 2 mmD x A(L)	SGD2A	•
Navigator Twist Drill, 2 mmD x B(L)	SGD2B	•
Navigator Twist Drill, 2 mmD x C(L)	SGD2C	•
Navigator Twist Drill, 2 mmD x D(L)	SGD2D	•
Navigator Twist Drill, 2 mmD x E(L)	SGD2E	•
Navigator Twist Drill, 2.75 mmD x A(L)	SGD275A	•
Navigator Twist Drill, 2.75 mmD x B(L)	SGD275B	•
Navigator Twist Drill, 2.75 mmD x C(L)	SGD275C	•
Navigator Twist Drill, 2.75 mmD x D(L)	SGD275D	•
Navigator Twist Drill, 2.75 mmD x E(L)	SGD275E	•
Navigator Twist Drill, 3 mmD x A(L)	SGD3A	•
Navigator Twist Drill, 3 mmD x B(L)	SGD3B	•
Navigator Twist Drill, 3 mmD x C(L)	SGD3C	•
Navigator Twist Drill, 3 mmD x D(L)	SGD3D	•
Navigator Twist Drill, 3 mmD x E(L)	SGD3E	•
Navigator Twist Drill, 3.25 mmD x A(L)	SGD325A	•
Navigator Twist Drill, 3.25 mmD x B(L)	SGD325B	•
Navigator Twist Drill, 3.25 mmD x C(L)	SGD325C	•
Navigator Twist Drill, 3.25 mmD x D(L)	SGD325D	•
Navigator Twist Drill, 3.25 mmD x E(L)	SGD325E	•
Navigator Twist Drill, 3.85 mmD x A(L)	SGD385A	•
Navigator Twist Drill, 3.85 mmD x B(L)	SGD385B	•
Navigator Twist Drill, 3.85 mmD x C(L)	SGD385C	•
Navigator Twist Drill, 4.25 mmD x A(L)	SGD425A	•

Parallel Walled Navigator Surgical Kit (Continued)

Description	Item No.	SGKIT
Navigator Twist Drill, 4.25 mmD x B(L)	SGD425B	•
Navigator Twist Drill, 4.25 mmD x C(L)	SGD425C	•
Navigator Bone Tap, 3.25 mmD	MSGTAP	•
Navigator Bone Tap, 4.1 mmD	SGTAP4	•
Navigator Bone Tap, 4/5 mmD	SGTAP45	•
Navigator Bone Tap, 5 mmD	SGTAP5	•
Navigator Drill Positioning Handle 1	SGDPH1	•
Navigator Drill Positioning Handle 2	SGDPH2	•
Navigator Drill Positioning Handle 3	SGDPH3	•
Navigator Drill Positioning Handle 4	SGDPH4	•
Navigator Drill Positioning Handle 5	SGDPH5	•
Certain Manual Bone Profiler, 3.4 mmD x 4.1 mmP	IMMBP	•
Certain Manual Bone Profiler, 4.1 mmD x 5 mmP	IMBP4	•
Certain Manual Bone Profiler, 5 mmD x 6 mmP	IMBP5	•
Narrow Right Angle Large Hexed Driver Tip, 24 mmL	RASH3N	•
Open End Wrench	CW100	•
Ratchet Wrench	WR150	•
Handpiece Connector	MDR10	•
Posterior Large Hexed Driver, 17 mmL	PHD02N	•
Ratchet Extension - Short, 6 mmL	RE100	•
Ratchet Extension - Long, 15 mmL	RE200	•
Navigator Certain Implant Mount, 3.4 mmD x 1(L)	MSGIIM1	•
Navigator Certain Implant Mount, 3.4 mmD x 2(L)	MSGIIM2	•
Navigator Certain Implant Mount, 3.4 mmD x 3(L)	MSGIIM3	•
Navigator Certain Implant Mount, 3.4 mmD x 4(L)	MSGIIM4	•
Navigator Certain Implant Mount, 4.1 mmD x 1(L)	SGIIM41	•
Navigator Certain Implant Mount, 4.1 mmD x 2(L)	SGIIM42	•
Navigator Certain Implant Mount, 4.1 mmD x 3(L)	SGIIM43	•
Navigator Certain Implant Mount, 4.1 mmD x 4(L)	SGIIM44	•
Navigator Certain Implant Mount, 5 mmD x 1(L)	SGIIM51	•
Navigator Certain Implant Mount, 5 mmD x 2(L)	SGIIM52	•
Navigator Certain Implant Mount, 5 mmD x 3(L)	SGIIM53	•
Navigator Certain Implant Mount, 5 mmD x 4(L)	SGIIM54	•

The following items are not included in the Navigator Surgical Kit, but can be ordered separately, as needed, through Zimmer Biomet Dental Customer Service:

Description	Item No.
Navigator Twist Drill, 2 mmD x Y(L)	SGD2Y
Navigator Twist Drill, 2 mmD x Z(L)	SGD2Z
Navigator Twist Drill, 2.75 mmD x Y(L)	SGD275Y
Navigator Twist Drill, 2.75 mmD x Z(L)	SGD275Z
Navigator Twist Drill, 3 mmD x Y(L)	SGD3Y
Navigator Twist Drill, 3 mmD x Z(L)	SGD3Z

Description	Item No.
Navigator Twist Drill, 3.25 mmD x Y(L)	SGD325Y
Navigator Twist Drill, 3.25 mmD x Z(L)	SGD325Z
Navigator Twist Drill, 3.85 mmD x Y(L)	SGD385Y
Navigator Twist Drill, 3.85 mmD x Z(L)	SGD385Z
Navigator Twist Drill, 4.25 mmD x Y(L)	SGD425Y
Navigator Twist Drill, 4.25 mmD x Z(L)	SGD425Z

Parallel Walled Navigator System For Guided Surgery

Site Preparation Technologies

Parallel Walled Navigator Laboratory Kit

SGLKIT

Parallel Walled Navigator Laboratory Kit



Description	Item No.	SGLKIT
Navigator Laboratory Tray	SGLTRAY	•
Navigator Certain Analog Mount, 3.4 mmD x 1(L)	MSGIAM1	•
Navigator Certain Analog Mount, 3.4 mmD x 2(L)	MSGIAM2	•
Navigator Certain Analog Mount, 3.4 mmD x 3(L)	MSGIAM3	•
Navigator Certain Analog Mount, 3.4 mmD x 4(L)	MSGIAM4	•
Navigator Certain Analog Mount, 4.1 mmD x 1(L)	SGIAM41	•
Navigator Certain Analog Mount, 4.1 mmD x 2(L)	SGIAM42	•
Navigator Certain Analog Mount, 4.1 mmD x 3(L)	SGIAM43	•
Navigator Certain Analog Mount, 4.1 mmD x 4(L)	SGIAM44	•
Navigator Certain Analog Mount, 5 mmD x 1(L)	SGIAM51	•
Navigator Certain Analog Mount, 5 mmD x 2(L)	SGIAM52	•
Navigator Certain Analog Mount, 5 mmD x 3(L)	SGIAM53	•
Navigator Certain Analog Mount, 5 mmD x 4(L)	SGIAM54	•

Tapered Implant Surgical Kits

QNTSK40 Premium Kit



SLIMKT Slim Kit - Certain

SLIMKTE Slim Kit - Certain And External Hex



Description	Item No.	Premium Kit	Upgrade Kit	Starter (Basic) Kit	Certain/External Hex	Certain
		QNTSK40	QNTSK40U	QNTSK20	SLIMKTE	SLIMKT
Quad Shaping Drill, 3.25 mmD x 8.5 mmL	QSD3285	•	•		•	•
Quad Shaping Drill, 3.25 mmD x 10 mmL	QSD3210	•	•	•	•	•
Quad Shaping Drill, 3.25 mmD x 11.5 mmL	QSD3211	•	•	•	•	•
Quad Shaping Drill, 3.25 mmD x 13 mmL	QSD3213	•	•	•	•	•
Quad Shaping Drill, 3.25 mmD x 15 mmL	QSD3215	•	•			
Quad Shaping Drill, 4 mmD x 8.5 mmL	QSD485	•	•		•	•
Quad Shaping Drill, 4 mmD x 10 mmL	QSD410	•	•	•	•	•
Quad Shaping Drill, 4 mmD x 11.5 mmL	QSD411	•	•	•	•	•
Quad Shaping Drill, 4 mmD x 13 mmL	QSD413	•	•	•	•	•
Quad Shaping Drill, 4 mmD x 15 mmL	QSD415	•	•			
Quad Shaping Drill, 5 mmD x 8.5 mmL	QSD585	•	•			
Quad Shaping Drill, 5 mmD x 10 mmL	QSD510	•	•	•		
Quad Shaping Drill, 5 mmD x 11.5 mmL	QSD511	•	•	•		
Quad Shaping Drill, 5 mmD x 13 mmL	QSD513	•	•	•		
Quad Shaping Drill, 5 mmD x 15 mmL	QSD515	•	•			
Quad Shaping Drill, 6 mmD x 8.5 mmL	QSD685	•	•			
Quad Shaping Drill, 6 mmD x 10 mmL	QSD610	•	•			
Quad Shaping Drill, 6 mmD x 11.5 mmL	QSD611	•	•			
Quad Shaping Drill, 6 mmD x 13 mmL	QSD613	•	•			
Quad Shaping Drill, 6 mmD x 15 mmL	QSD615	•	•			
Dense Bone Tap, 3.25 mmD x 8.5 mmL	NTAP3285	•	•		•	•
Dense Bone Tap, 3.25 mmD x 10 mmL	NTAP3210	•	•	•	•	•
Dense Bone Tap, 3.25 mmD x 11.5 mmL	NTAP3211	•	•	•	•	•
Dense Bone Tap, 3.25 mmD x 13 mmL	NTAP3213	•	•	•	•	•
Dense Bone Tap, 3.25 mmD x 15 mmL	NTAP3215	•	•			
Dense Bone Tap, 4 mmD x 8.5 mmL	NTAP485	•	•		•	•
Dense Bone Tap, 4 mmD x 10 mmL	NTAP410	•	•	•	•	•
Dense Bone Tap, 4 mmD x 11.5 mmL	NTAP411	•	•	•	•	•
Dense Bone Tap, 4 mmD x 13 mmL	NTAP413	•	•	•	•	•
Dense Bone Tap, 4 mmD x 15 mmL	NTAP415	•	•			

Surgical Kits

Site Preparation Technologies

Tapered Implant Surgical Kits (Continued)

Description	Item No.	Premium Kit	Upgrade Kit	Starter (Basic) Kit	Certain/External Hex	Certain
		QNTSK40	QNTSK40U	QNTSK20	SLIMKTE	SLIMKT
Dense Bone Tap, 5 mmD x 8.5 mmL	NTAP585	•	•			
Dense Bone Tap, 5 mmD x 10 mmL	NTAP510	•	•	•		
Dense Bone Tap, 5 mmD x 11.5 mmL	NTAP511	•	•	•		
Dense Bone Tap, 5 mmD x 13 mmL	NTAP513	•	•	•		
Dense Bone Tap, 5 mmD x 15 mmL	NTAP515	•	•			
Dense Bone Tap, 6 mmD x 8.5 mmL	NTAP685	•	•			
Dense Bone Tap, 6 mmD x 10 mmL	NTAP610	•	•			
Dense Bone Tap, 6 mmD x 11.5 mmL	NTAP611	•	•			
Dense Bone Tap, 6 mmD x 13 mmL	NTAP613	•	•			
Dense Bone Tap, 6 mmD x 15 mmL	NTAP615	•	•			
Tapered Implant Dense Bone Tap Kit Tray	NTAPKT	•	•	•		
Tapered Implant Depth Indicator, 3.25 mmD x 8.5 mmL 3ea.	NTDI3285*	•	•		•	•
Tapered Implant Depth Indicator, 3.25 mmD x 10 mmL	NTDI3210	•	•	•	•	•
Tapered Implant Depth Indicator, 3.25 mmD x 11.5 mmL	NTDI3211	•	•	•	•	•
Tapered Implant Depth Indicator, 3.25 mmD x 13 mmL	NTDI3213	•	•	•	•	•
Tapered Implant Depth Indicator, 3.25 mmD x 15 mmL	NTDI3215	•	•			
Tapered Implant Depth Indicator, 4 mmD x 8.5 mmL 3ea.	NTDI485*	•	•		•	•
Tapered Implant Depth Indicator, 4 mmD x 10 mmL	NTDI410	•	•	•	•	•
Tapered Implant Depth Indicator, 4 mmD x 11.5 mmL	NTDI411	•	•	•	•	•
Tapered Implant Depth Indicator, 4 mmD x 13 mmL	NTDI413	•	•	•	•	•
Tapered Implant Depth Indicator, 4 mmD x 15 mmL	NTDI415	•	•			
Tapered Implant Depth Indicator, 5 mmD x 8.5 mmL 3ea.	NTDI585	•	•			
Tapered Implant Depth Indicator, 5 mmD x 10 mmL	NTDI510	•	•	•		
Tapered Implant Depth Indicator, 5 mmD x 11.5 mmL	NTDI511	•	•	•		
Tapered Implant Depth Indicator, 5 mmD x 13 mmL	NTDI513	•	•	•		
Tapered Implant Depth Indicator, 5 mmD x 15 mmL	NTDI515	•	•			
Tapered Implant Depth Indicator, 6 mmD x 8.5 mmL 3ea.	NTDI685	•	•			
Tapered Implant Depth Indicator, 6 mmD x 10 mmL	NTDI610	•	•			
Tapered Implant Depth Indicator, 6 mmD x 11.5 mmL	NTDI611	•	•			
Tapered Implant Depth Indicator, 6 mmD x 13 mmL	NTDI613	•	•			
Tapered Implant Depth Indicator, 6 mmD x 15 mmL	NTDI615	•	•			
Certain Countersink Drill, 4 mmD	ICD100	•	•	•	•	•
QSD/NTDI Surgical Tray w/Plastic Insert	QNTSKT	•		•		
Open End Wrench	CW100	•		•	•	
Ratchet Wrench	WR150	•		•		
High Torque Indicating Ratchet Wrench	H-TIRW**				•	•
Ratchet Extension (Short), 6 mmL	RE100	•		•	•	•
Ratchet Extension (Long), 15 mmL	RE200	•		•		

*One (1) each for SLIMKT and SLIMKTE.

**H-TIRW is manufactured by Elos Med Tech and distributed by Zimmer Biomet Dental - Packaged Individually.

Tapered Implant Surgical Kits (Continued)

Description	Item No.	Premium Kit	Upgrade Kit	Starter (Basic) Kit	Certain/External Hex	Certain
		QNTSK40	QNTSK40U	QNTSK20	SLIMKTE	SLIMKT
Implant Depth Gauge, 20 mmL	DP020	•				
Narrow Posterior Hexed Driver, 17 mmL	PHD00N	•		•	•	
Posterior Large Hexed Driver, 17 mmL	PHD02N	•		•	•	•
Narrow Right Angle Large Hexed Driver Tip, 24 mmL	RASH3N	•		•		
Direction Indicator, 2 mmD x 10 mmL 3ea.	DI100	•				
Handpiece Connector	MDR10	•			•	•
Implant Mount, 3.4 mmD x 15 mmL	MMC15	•			•	
ACT Pointed Starter Drill	ACTPSD	•			•	•
ACT Reusable Twist Drill, 2 mmD x 10 mmL	ACT2010	•				
ACT Reusable Twist Drill, 2 mmD x 15 mmL	ACT2015	•			•	•
ACT Reusable Twist Drill, 2 mmD x 20 mmL	ACT2020	•		•		
ACT Drill Extension	ACTDE	•			•	•
Internal Connection Universal Placement Driver Tip (Short)	IIPDTUS	•		•	•	•
Certain Implant Placement Driver Tip (Short), 4.1, 5, 6 mmD	IIPDTS	•		•	•	•
Certain Implant Placement Driver Tip (Short), 3.4 mmD	IMPDTS	•		•	•	•
Internal Connection Universal Placement Driver Tip (Long)	IIPDTUL	•		•		
Certain Implant Placement Driver Tip (Long), 4.1, 5, 6 mmD	IIPDTL	•		•		
Certain Implant Placement Driver Tip (Long), 3.4 mmD	IMPDTL	•				
Certain Universal Ratchet Extension Driver (Short), 6 mmL	IRE100U	•				
Certain Universal Ratchet Extension Driver (Long), 15 mmL	IRE200U	•		•	•	•
Certain Driver Replacement O-Rings, 10-pack	IRORDR	•		•		

Surgical Kits

Site Preparation Technologies

Parallel Walled Surgical Kits



Premium Kit Certain Premium Kit Starter (Basic) Kit

Description	Item No.	Premium Kit	Certain Premium Kit	Starter (Basic) Kit
		PSKT40	PSKT35	PSKT01
Plastic Surgical Tray Organizer	PTT300I	•		•
Plastic Tray Organizer for PTT300I	PTT100	•		
ACT Reusable Twist Drill, 2 mmD x 10 mmL	ACT2010	•	•	
ACT Reusable Twist Drill, 2 mmD x 15 mmL	ACT2015	•	•	•
ACT Reusable Twist Drill, 2 mmD x 20 mmL	ACT2020	•	•	
ACT Reusable Twist Drill, 2.75 mmD x 10 mmL	ACT2710	•	•	
ACT Reusable Twist Drill, 2.75 mmD x 15 mmL	ACT2715	•	•	•
ACT Reusable Twist Drill, 2.75 mmD x 20 mmL	ACT2720	•		
ACT Reusable Twist Drill, 3.25 mmD x 10 mmL	ACT3210	•	•	
ACT Reusable Twist Drill, 3 mmD x 15 mmL	ACT3015	•	•	•
ACT Reusable Twist Drill, 3.85 mmD x 20 mmL	ACT3820	•	•	•
ACT Reusable Twist Drill, 4.25 mmD x 8.5 mmL	ACT4285	•	•	
ACT Reusable Twist Drill, 4.25 mmD x 13 mmL	ACT4213	•	•	•
ACT Reusable Twist Drill, 4.25 mmD x 18 mmL	ACT4218	•	•	
ACT Reusable Twist Drill, 4.85 mmD x 8.5 mmL	ACT4885	•	•	
ACT Reusable Twist Drill, 4.85 mmD x 13 mmL	ACT4813	•	•	
ACT Reusable Twist Drill, 4.85 mmD x 18 mmL	ACT4818	•	•	
ACT Reusable Twist Drill, 5.25 mmD x 8.5 mmL	ACT5285	•	•	
ACT Reusable Twist Drill, 5.25 mmD x 13 mmL	ACT5213	•	•	
ACT Reusable Twist Drill, 5.25 mmD x 18 mmL	ACT5218	•	•	
ACT Drill Extension	ACTDE	•	•	•
Countersink/Pilot Drill, 5 mmD	CD500	•	•	•

Parallel Walled Surgical Kits (Continued)

Description	Item No.	Premium Kit	Certain Premium Kit	Starter (Basic) Kit
		PSKT40	PSKT35	PSKT01
Certain Countersink Drill, 4 mmD	ICD100	•	•	•
Countersink Depth Indicator for ICD100	ICDI100	•	•	•
Countersink Drill, 4.1 mmD	CD100	•		•
Countersink/Pilot Drill, 6 mmD	CD600	•	•	
Pilot Drill, 2-3 mmD	PD100	•	•	•
Implant Dense Bone Tap, 3.25 mmD x 18 mmL	MTAP2	•	•	
Implant Dense Bone Tap, 4 mmD x 13 mmL	TAP413	•	•	
Implant Dense Bone Tap, 5 mmD x 13 mmL	TAP53S	•	•	
Implant Dense Bone Tap, 6 mmD x 13 mmL	TAP63S	•		
Osseotite 2 Dense Bone Tap, 5 mmD x 7-13 mmL	XTAP53S	•	•	
Osseotite 2 Dense Bone Tap, 6 mmD x 7-13 mmL	XTAP63S	•		
Internal Connection Universal Placement Driver Tip (Short)	IIPDTUS	•	•	•
Internal Connection Universal Placement Driver Tip (Long)	IIPDTUL	•	•	•
Certain Implant Driver Tip (Short), 3.4 mmD	IMPDTS	•	•	
Certain Implant Driver Tip (Long), 3.4 mmD	IMPDTL	•	•	•
Certain Implant Placement Driver Tip (Short), 4.1, 5, 6 mmD	IIPDTS	•	•	•
Certain Implant Placement Driver Tip (Long), 4.1, 5, 6 mmD	IIPDTL	•	•	•
Certain Universal Ratchet Extension Driver (Short), 6 mmL	IRE100U	•	•	•
Certain Universal Ratchet Extension Driver (Long), 15 mmL	IRE200U	•	•	•
Narrow Small Hexed Hand Driver, 17 mmL	PHD00N	•		•
Narrow Large Hexed Hand Driver, 17 mmL	PHD02N	•	•	•
Narrow Large Hexed Driver, Tip 24 mmL	RASH3N	•	•	•
Driver Tip Replacement O-Rings, 10-pack	IRORDR	•	•	
Handpiece Connector	MDR10	•	•	•
Open End Wrench	CW100	•		•
Ratchet Wrench	WR150	•	•	•
Ratchet Extension (Short), 6 mmL	RE100	•		•
Ratchet Extension (Long), 15 mmL	RE200	•	•	•
Implant Depth Gauge, 20 mmL	DP020	•	•	•
Implant Mount, 3.4 mmD x 15 mmL	MMC15	•		•
Direction Indicator, 2 mmD x 10 mmL 3ea.	DI100	•	•	•
Stainless Steel Round Drill, 2 mmD	RD100	•	•	•

Surgical Drills

Site Preparation Technologies

W & H Surgical Drilling Unit And Osstell ISQ Module*

The surgical drill system is ideal for implantology with its automatic thread cutter function, automatic torque control, and the Osstell ISQ module for measuring implants stability.



Description	Item No.
Drill Systems	
SI-1023 control unit, 230 V	30288000
SI-1015 control unit, 120 V	30289000
Motors	
EM-19 LC electric motor for SI-1015, w/LED & light contacts (LC), 1.8 m cable	30281000
EM-19 electric motor for SI-1015, without LED+ & light contacts (LC), 1.8 m cable	30185000
EM-19 LC electric motor for SI-1015, w/light contacts (LC), 3.5 m cable	30281001
Handpieces	
WS-75 L, contra-angle 20:1, mini LED+ for EM-19 LC motor	30033000
WS-56 L, contra-angle 1:1, mini LED+ for EM-19 LC motor	30040000
WS-56 L G, contra-angle 1:1, self-generating mini LED+	30039000
WS-75 L G, contra-angle 20:1, self-generating mini LED+	30032000
Foot Controls	
S-NW wireless foot control w/CAN dongle; compatible w/SI-1023, SI-1015	30264000
S-NW wireless foot control w/SPI dongle; compatible w/ SI-915 & Piezomed SA-320	30264001
S-N2 foot control w/cable, compatible w/SI-1015, SI-1023	30285000
Accessories	
W&H Ostell ISQ module, for SI-1015 ,SI-1023	30210000
W&H Osstell Measuring Probe	07721100
Wifi dongle CAN-Bus; SI-1015, SI-1023	07759700
Wifi dongle SPI; SI-915 & Piezomed SA-320	07795800
Universal Motor Holder	07721800
W&H Osstell Test Peg	07849900
SmartPeg Mount	07460300
SmartPegs	
W&H SmartPeg Type 1 - 100353, Pack of 5	08009800
W&H SmartPeg Type 4 - 100350, Pack of 5	08010120
W&H SmartPeg Type 15 - 100386, Pack of 5	08009860
W&H SmartPeg Type 26 - 100425, Pack of 5	08009970
W&H SmartPeg Type 27 - 100431, Pack of 5	08009980
W&H SmartPeg Type 30 - 100436, Pack of 5	08010010
W&H SmartPeg Type 32 - 100440, Pack of 5	08010020
W&H SmartPeg Type 33 - 100442, Pack of 5	08010030
W&H SmartPeg Type 34 - 100444, Pack of 5	08010040
W&H SmartPeg Type 35 - 100446, Pack of 5	08010050
W&H SmartPeg Type 45 - 100472, Pack of 5	08010150
W&H SmartPeg Type 60 - 100543, Pack of 5	08010620

*Not available in all markets

Advanced Cutting Technology (ACT) Twist Drills

Features include:

- Two-flute design for efficient cutting
- Alternating lines and bands enhance depth mark visibility and drill orientation in the osteotomy
- Matte finish to reduce glare
- Non-Irrigated Reusable



Implant Lengths	Drill Lengths	2 mmD	2.3 mmD	2.75 mmD	3 mmD	3.15 mmD	3.25 mmD	3.85 mmD	4.25 mmD	4.85 mmD	5.25 mmD
7 – 8.5 mm	8.5 mm	—	—	—	—	—	—	—	ACT4285	ACT4885	ACT5285
7 – 10 mm	10 mm	ACT2010	—	ACT2710	ACT3010	ACT3110	ACT3210	ACT3810	—	—	—
7 – 13 mm	13 mm	—	—	—	—	—	—	—	ACT4213	ACT4813	ACT5213
7 – 15 mm	15 mm	ACT2015	—	ACT2715	ACT3015	ACT3115	ACT3215	ACT3815	—	—	—
7 – 18 mm	18 mm	—	—	—	—	—	—	—	ACT4218	ACT4818	ACT5218
7 – 20 mm	20 mm	ACT2020	—	ACT2720	ACT3020	ACT3120	ACT3220	ACT3820	—	—	—

Quad Shaping Drills (QSDs) For Tapered Implants

Features include:


- Quad Shaping Drills use stepped depth marks for accuracy in creating the osteotomy
- QSDs have end cutting ability
- QSDs are color-coded for platform recognition



Drill Lengths	3.25 mmD	4 mmD	5 mmD	6 mmD
8.5 mm	QSD3285	QSD485	QSD585	QSD685
10 mm	QSD3210	QSD410	QSD510	QSD610
11.5 mm	QSD3211	QSD411	QSD511	QSD611
13 mm	QSD3213	QSD413	QSD513	QSD613
15 mm	QSD3215	QSD415	QSD515	QSD615

Miscellaneous Drills

Description	Disposable	Reusable
Round Drill, 2 mm	DR100	RD100
ACT Pointed Starter Drill	—	ACTPSD
Pilot Drill, 2-3 mm	DP100	PD100
Countersink Drill - Certain 4.1 mm	—	CD100
Countersink/Pilot Drill, 5 mm	DC500	CD500
Countersink/Pilot Drill, 6 mm	DC600	CD600



Surgical Components

Site Preparation Technologies

Dense Bone Taps For Parallel Walled Implants



Implant Lengths	3.25 mmD	4 mmD	5 mmD	6 mmD
8.5 – 18 mm	MTAP1 (18 mmL)	—	—	—
8.5 – 18 mm	MTAP2 (27 mmL)	—	—	—
7 – 10 mm	—	TAP410	—	—
7 – 13 mm	—	TAP413	—	—
7 – 20 mm	—	TAP420	—	—
6.5/7 – 8.5 mm	—	—	XTAP58S	XTAP68S
6.5/7 – 13 mm	—	—	XTAP53S	XTAP63S
6.5/7 – 18 mm	—	—	XTAP518S	XTAP618S

Dense Bone Taps For Tapered Implants



Implant Lengths	3.25 mmD	4 mmD	5 mmD	6 mmD
8.5 mm	NTAP3285	NTAP485	NTAP585	NTAP685
10 mm	NTAP3210	NTAP410	NTAP510	NTAP610
11.5 mm	NTAP3211	NTAP411	NTAP511	NTAP611
13 mm	NTAP3213	NTAP413	NTAP513	NTAP613
15 mm	NTAP3215	NTAP415	NTAP515	NTAP615

NTAPK

Dense Bone Tap Kit

NOTE: Kit includes all of the Dense Bone Taps listed above.



Tapered Implant Depth Indicators

Features include:

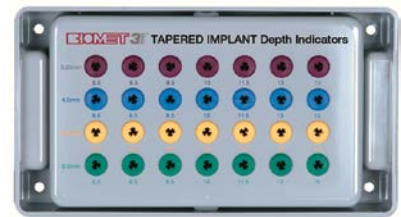
- Tapered Implant Depth Indicators (NTDIs) verify the position of the implant platform prior to placement
- NTDIs are color-coded for platform recognition



Also available in a kit:

NTDIK Depth/Direction Indicator Kit

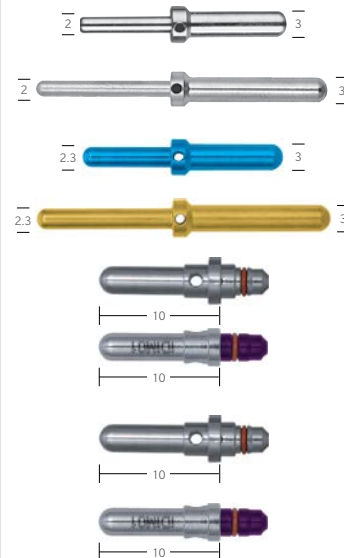
NOTE: Kit includes all of the indicators listed to the left.



Implant Lengths	3.25 mmD	4 mmD	5 mmD	6 mmD
8.5 mm	NTDI3285	NTDI485	NTDI585	NTDI685
10 mm	NTDI3210	NTDI410	NTDI510	NTDI610
11.5 mm	NTDI3211	NTDI411	NTDI511	NTDI611
13 mm	NTDI3213	NTDI413	NTDI513	NTDI613
15 mm	NTDI3215	NTDI415	NTDI515	NTDI615

Direction Indicators

Description	Item No.
2 mm/3 mmD x 10 mmL	DI100
2 mm/3 mmD x 15 mmL	DI200
2.3 mm/3 mmD x 10 mmL, Anodized Blue	DI2310
2.3 mm/3 mmD x 15 mmL, Anodized Gold	DI2315
Certain Direction Indicator Kit	IDIKT
Certain Direction Indicator for 4 mmD, 5 mmD, and 6 mmD Implants	IDI001
Certain Direction Indicator for 3.25 mmD Implants	IDIM01



Surgical Components

Site Preparation Technologies

Handpiece Bone Profilers (Packaged With Guide Pin)

Description	Item No.
Bone Profiler, 3.4 mmD x 3.8 mmP	BP340
Bone Profiler, 3/4, 4.1 mmD x 5 mmP	BP450
Bone Profiler, 3/4, 4.1 mmD x 6 mmP	BP460
Bone Profiler, 3/4, 4.1 mmD x 7.5 mmP	BP475
Bone Profiler, 4/5, 5 mmD x 5 mmP	BP550
Bone Profiler, 4/5, 5 mmD x 6 mmP	BP560
Bone Profiler, 4/5, 5 mmD x 7.5 mmP	BP575
Bone Profiler, 5/6, 6 mmD x 6 mmP	BP660
Bone Profiler, 5/6, 6 mmD x 7.5 mmP	BP675



Low Profile Abutment Bone Profilers

Description	Item No.
Low Profile Abutment Bone Profiler, 3.4 mmD	LPCBP3
Low Profile Abutment Bone Profiler, 4.1 mmD	LPCBP4
Low Profile Abutment Bone Profiler, 5 mmD	LPCBP5



Certain Manual Bone Profilers

Description	Item No.
Certain Manual Bone Profiler, 3.4 mmD x 4.1 mmP	IMMBP
Certain Manual Bone Profiler, 3.4 mmD x 5 mmP	IMMBP35
Certain Manual Bone Profiler, 4.1 mmD x 5 mmP	IMBP4
Certain Manual Bone Profiler, 5 mmD x 6 mmP	IMBP5
Certain Low Profile Abutment Manual Bone Profiler, 3.4 mmD	ILPCMBP3
Certain Low Profile Abutment Manual Bone Profiler, 4.1 mmD	ILPCMBP4
Certain Low Profile Abutment Manual Bone Profiler, 5 mmD	ILPCMBP5



Bone Profiler Guide Pins

Description	Item No.
Certain Bone Profiler Guide Pin, 3.25 mmD 3-pack	IBPMGP
Certain Bone Profiler Guide Pin, 4.1, 5 & 6 mmD 3-pack	IBPGP



Bone Profiler Organizers And Kits

Description	Item No.
Bone Profiler Organizer Box, 4.1 mmD	BPKITB
Bone Profiler Organizer Box, 5 & 6 mmD	BPAKTB
Bone Profiler Organizer Kit	BB001
Bone Profiler Kit - For Use With 4.1 mmD Implants Contains: BP450, BP460, BP475, BB001	BPKIT
Bone Profiler Kit - For Use With 5 mmD or 6 mmD Implants Contains: BP550, BP560, BP575, BP660, BP675, BB001	BPAKT



Tapered Osteotomes

Available in straight and angled designs for use with Tapered Implants

Description		Item No.
Straight Osseotite Tapered	Osteotome Kit	NTOST0
Angled Osseotite Tapered	Osteotome Kit	NTOST0A
Straight Osseotite Tapered, 3.25 mmD	Osteotome	NTOST3
Straight Osseotite Tapered, 4 mmD	Osteotome	NTOST4
Straight Osseotite Tapered, 5 mmD	Osteotome	NTOST5
Straight Osseotite Tapered, 6 mmD	Osteotome	NTOST6
Angled Osseotite Tapered, 3.25 mmD	Osteotome	NTOST3A
Angled Osseotite Tapered, 4 mmD	Osteotome	NTOST4A
Angled Osseotite Tapered, 5 mmD	Osteotome	NTOST5A
Angled Osseotite Tapered, 6 mmD	Osteotome	NTOST6A
Straight Osseotite Tapered	Osteotome Tray	NTOSTTRS
Angled Osseotite Tapered	Osteotome Tray	NTOSTTRA



Summers Osteotomes

Available for use with Parallel Walled Implants

Description	Item No.
Summers Osteotome Kit #1-4	OST00
Summers Osteotome Kit #1-5	OST10
Summers Osteotome Kit #1-5, FS	OST20
Summers Osteotome #1	OST01
Summers Osteotome #2	OST02
Summers Osteotome #3	OST03
Summers Osteotome #4	OST04
Summers Osteotome #5	OST05
Summers Osteotome for Future Site	OSTFS
Summers Osteotome System Tray	OSTTR



Sinus Elevators

Description	Item No.
Sinus Elevation Kit	SEKT1
Titanium Nitride Coated Bone Carrier	TIBC1
Small Membrane Elevator	ME100
Medium Membrane Elevator	ME200
Large Membrane Elevator	ME300
Large Titanium Plugger	TIPL1
Small Titanium Plugger	TIPS1
Sinus Elevation Tray	SEKTR



Trephine Burs

Description	Item No.
Trephine Bur, 2 mm Inside Diameter/3 mm Outside Diameter	TRE02
Trephine Bur, 4 mm Inside Diameter/5 mm Outside Diameter	TRE04
Trephine Bur, 5 mm Inside Diameter/6 mm Outside Diameter	TRE05
Trephine Bur, 6 mm Inside Diameter/7 mm Outside Diameter	TRE06
Trephine Bur, 8 mm Inside Diameter/9.3 mm Outside Diameter	TRE08




D = Diameter • P = Restorative Platform

Miscellaneous Instrumentation

Site Preparation Technologies

Description	Item No.
Mallet Stainless Steel	MALL1
Implant Depth Gauge	DP020
Ratchet Extension, 6 mmL	IRE100U
Ratchet Extension, 15 mmL	IRE200U
Titanium Elevator	TE003
Manual Interchangeable Driver Tip Handle	MIDTH
Tissue Measuring Post	TMP80



H-TIRW High Torque Indicating Ratchet Wrench*

Features include:

- The H-TIRW doubles as a conventional ratchet wrench to place implants and as a torque indicator to provided a visual assessment of torque
- Clearly indicates forward and reverse torque of 50-90 Ncm without the need for additional components
- Does not require lubrication or periodic re-calibration. Calibration may be checked by verifying that the arrow is positioned at the first scale mark (0 Ncm)
- Consisting of only two parts, the H-TIRW is easy to prepare for sterilization



* L-TIRW and L-TIWRK are manufactured by Elos Medtech AB and distributed by Zimmer Biomet Dental.

Description		Item No.
ACT Drill Extension		ACTDE
Certain Implant Placement Driver Tip - Long		IIPDTUL
Certain Implant Placement Driver Tip - Short		IIPDTUS
Gelb Radiographic Depth Gauge Kit - 2 mmD		XDG00
includes:	2 mmD x 13 mmL	XDG13
	2 mmD x 20 mmL	XDG20
Gelb Radiographic Depth Gauge Kit - 2.3 mmD		XDG01
includes:	2.3 mmD x 13 mmL	XDG2313
	2.3 mmD x 20 mmL	XDG2320
Handpiece Connector		MDR10
Tissue Punch, 4.1 mm		TE003
Tissue Punch, 5 mm		TP005
Tissue Punch, 6 mm		TP006



BellaTek Encode Impression System

The BellaTek Encode Impression System eliminates the need for an implant-level impression while delivering a patient-specific restoration that has the appropriate margin height and natural emergence contours for the patient. This accuracy is achieved from an impression of the BellaTek Encode Healing Abutment. Codes embedded on the occlusal surface of the BellaTek Encode Healing Abutment communicate the collar height, implant hex-orientation, platform diameter and interface of the implant. Because the tissue is healed at the time of impression, the margin is designed to have the appropriate placement and contour. The result is a patient-specific, anatomically designed, final BellaTek Abutment.

Efficient Workflow For The Entire Team

The process is simplified with the BellaTek Encode Healing Abutment!

Surgeon

- Efficient, streamlined interoffice processes simplify treatment for the referring dentist.
- Cutting-edge technologies create an improved and more simple treatment process, differentiating the practice to referring dentists and more importantly, to patients.
- The BellaTek Encode Impression System makes it easier for your referral base and may increase treatment acceptance.

Laboratory

- Potential new customers may lead to increased crown and bridge business.
- There is no need to create a cast, which results in less steps in the treatment process, reducing overhead.
- This unique branding opportunity may grow the volume of your business.

The Result: A Highly Aesthetic BellaTek Definitive Abutment

Restorative Clinician

- Comfort: There is no need to use impression copings, resulting in a less invasive impression procedure for more comfort.
- Fewer Visits: The intraoral scan can be taken by the specialist at the surgical release visit, eliminating a restorative appointment and resulting in less visits to the dentist's office.
- Aesthetic Outcomes: Abutments designed specifically for the patient for better aesthetic outcomes.



BellaTek Encode Healing Abutment




BellaTek Abutments

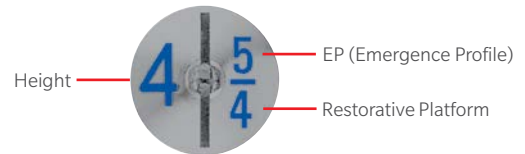
Titanium
Nitrate
Coating

Color-Coding

Certain Implants and all interfacing components are color-coded by restorative platform diameter for easy identification and selection.

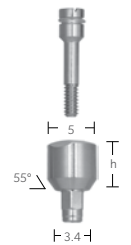


Occlusal markings provide scanner information for abutment design.



BellaTek Encode

Restorative Platform	Emergence Profile	Collar Height			
		3 mmH	4 mmH	6 mmH	8 mmH
3.4 mmD	3.8 mmP	IEHA343	IEHA344	IEHA346	IEHA348
	5 mmP	IEHA353	IEHA354	IEHA356	IEHA358
4.1 mmD	4.1 mmP	IEHA443	IEHA444	IEHA446	IEHA448
	5 mmP	IEHA453	IEHA454	IEHA456	IEHA458
	6 mmP	IEHA463	IEHA464	IEHA556	IEHA468
5 mmD	5.6 mmP	IEHA553	IEHA554	IEHA556	IEHA558
	6 mmP	IEHA563	IEHA564	IEHA566	IEHA568
6 mmD	6.8 mmP	IEHA663	IEHA664	IEHA666	IEHA668



EP One-Piece

Restorative Platform	Emergence Profile	Collar Height				
		2 mmH	3 mmH	4 mmH	6 mmH	8 mmH
3.4 mmD	3.4 mmP	ISMHA32	ISMHA33	ISMHA34	ISMHA36	—
	3.8 mmP	IMHA32	IMHA33	IMHA34	IMHA36	—
	5 mmP	IMHA352	IMHA353	IMHA354	IMHA356	—
4.1 mmD	4.1 mmP	ISHA42	ISHA43	ISHA44	ISHA46	ISHA48
	5 mmP	ITHA52	ITHA53	ITHA54	ITHA56	ITHA58
	6 mmP	—	ITHA63	ITHA64	ITHA66	ITHA68
5 mmD	5 mmP	ISWHA52	ISWHA53	ISWHA54	ISWHA56	ISWHA58
	5.6 mmP	IWTH52	IWTH53	IWTH54	IWTH56	IWTH58
	6 mmP	IWTH562	IWTH563	IWTH564	IWTH566	IWTH568
6 mmD	6 mmP	ISWHA62	ISWHA63	ISWHA64	ISWHA66	ISWHA68
	6.8 mmP	IWTH62	IWTH63	IWTH64	IWTH66	IWTH68




PreFormance Posts*

Material: PEEK: Titanium Alloy Connection

Indications:

- Single- and multiple-unit cement-retained provisional restorations
- Minimum interarch space of 7 mm
- Maximum angulation of 15°
- Intraoral use limited to 180 days
- Immediate nonocclusal loading of single-unit provisional restorations
- Multiple-unit restorations will require an evaluation of occlusal forces in lateral and protrusive excursions and masticatory forces to minimize the load on the provisional restorations
- Guided soft-tissue healing of single and multiple-unit restorations of integrated implants



Restorative Platform	Emergence Profile	Collar Height			
		4 mmH		6 mmH	
		Straight	15° Pre-Angled	Straight	15° Pre-Angled
3.4 mmD	3.8 mmP	IMPPF34	IMPAPF34	IMPPF36	IMPAPF36
	5 mmP	IMPPF354	IMPAPF36	IMPPF356	IMPAPF356
4.1 mmD	5 mmP	IPFP454	IPAPF454	IPFP456	IPAPF456
5 mmD	5 mmP	IWPPF554	IPAPF554	IWPPF556	IPAPF556
6 mmD	6 mmP	IWPPF664	IPAPF664	IWPPF666	IPAPF666

Temporary Cylinders*

Indications:

- Single- and multiple-unit screw-retained provisional restorations
- Minimum interarch space of 6 mm
- Maximum angulation of 15°
- Intraoral use limited to 180 days for the PreFormance Temporary Cylinders
- Immediate nonocclusal loading of single-unit provisional restorations
- Multiple-unit restorations will require an evaluation of prosthesis support to minimize the load on the provisional abutments
- Occlusal loading of single- and multiple-unit restorations of integrated implants for guided tissue healing

PreFormance Temporary Cylinders

Material: PEEK - Titanium Alloy Connection


Restorative Platform	Description	
	Hexed	Non-Hexed
3.4 mmD	IMPFTC34	IMPFTC32
4.1 mmD	IPFTC41	IPFTC42
5 mmD	IWPFTC51	IWPFTC52
6 mmD	IWPFTC61	IWPFTC62



Titanium Temporary Cylinders

Material: Titanium Alloy Connection

Restorative Platform	Description	
	Hexed	Non-Hexed
3.4 mmD	IMMTCS1	—
4.1 mmD	IITCS41	IITCS42
5 mmD	IWTCS51	IWTCS52
6 mmD	IWTCS61	IWTCS62



*All Provisional Abutments (PreFormance Posts and Temporary Cylinders) include the corresponding Titanium Hexed Screw.

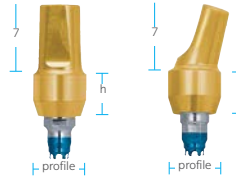
D = Diameter • P = Emergence Profile • H = Collar Height

GingiHue Posts

Material: Titanium Alloy

Indications:

- Single- and multiple-unit porcelain fused-to-metal restorations
- Areas of thin tissue where gingival discoloration is possible
- Preparable to follow gingival contours
- Conventional crown and bridge procedures
- Maximum angulation correction of 15°
- Minimum interarch space of 7 mm




Restorative Platform	Emergence Profile	Collar Height			
		2 mmH		4 mmH	
		Straight	15° Pre-Angled	Straight	15° Pre-Angled
3.4 mmD	3.8 mmP	IMAP32G	IMPAP32G	IMAP34G	IMPAP34G
	5 mmP	IMAP352G	IMPAP352G	IMAP354G	IMPAP354G
4.1 mmD	5 mmP	IAPP452G	IPAP452G	IAPP454G	IPAP454G
	6 mmP	IAPP462G	IPAP462G	IAPP464G	IPAP464G
5 mmD	5 mmP	IWPP552G	IPAP552G	IWPP554G	IPAP554G
	6 mmP	IWPP562G	IPAP562G	IWPP564G	IPAP564G
6 mmD	6 mmP	IWPP662G	IPAP662G	IWPP664G	IPAP664G

UCLA Abutments

Material: Machined Gold Alloy Cylinder With Plastic Unitube

Indications:

- Cement- and screw-retained restorations
- Single- and multi-unit restorations
- Laboratory fabricated custom abutments
- Minimum interarch space of 6 mm
- For aesthetic restorations when tissue is limited
- Maximum angulation correction of 30°



Description	Material	3.4 mmD	4.1 mmD	5 mmD	6 mmD
Hexed	Gold	IMUCG1C*	IGUCA1C*	IWGA51C*	IWGA61C*
Non-Hexed (With Gold-Tite® Large Diameter Screw)	Gold	IMUCG2C	IGUCA2C	IWGA52C	IWGA62C
Non-Hexed (With Ti Large Diameter Screw)	Gold	IMUCG2T	IGUCA2T	IWGA52T	IWGA62T
Non-Hexed (With Gold-Tite Large Diameter Screw)	Castable	IMUCC2C**	IUNAB2C**	IWPC52C**	IWPC62C**
Non-Hexed (With Ti Large Diameter Screw)	Castable	MUCC2T**	IUNAB2T**	IWPC52T**	IWPC62T**

* UCLA Gold Hexed Abutments do not include the screw. The final Gold-Tite Screw (IUNIHG) or the Titanium Screw (IUNIHT) must be ordered separately.

** Not available in the US.

Gold Alloy Cylinder Formulation	
Melting Range	1400–1490°C (2550–2710°F)
Solidus	1400°C
Liquidus	1490°C
CTE	12.2 x 10 ⁻⁶ °K at 500°C

Gold Alloy Cylinder Melting Temperatures		
	Fahrenheit	Celsius
Melting Range	2552-2732°F	1400-1500°C
Solidus	2552-2579°F	1400-1415°C
Liquidus	2714-2732°F	1490-1500°C
CTE	12.2 x 10 ⁻⁶ °K at 932°F	12.2 x 10 ⁻⁶ °K at 500°C

Definitive Restorations

Restorative Components

GingiHue Post And UCLA Abutment Components

Pick-Up Impression Coping*

Restorative Platform	Emergence Profile	Item No.
3.4 mm	3.4 mm	IMIC30
	3.8 mm	IMIC33
	5 mm	IMIC35
4.1 mm	4.1 mm	IIC41 IIC42 (non-hexed)
	5 mm	IIC12
	6 mm	IIC60
	7.5 mm	IIC75
5 mm	5 mm	IWIP50
	5.6 mm	IWIP55
	6 mm	IWIP56
	7.5 mm	IWIP57
6 mm	6 mm	IWIP60
	6.8 mm	IWIP66
	7.5 mm	IWIP67



Twist Lock™ Impression Coping**

Restorative Platform	Emergence Profile	Item No.
3.4 mm	3.8 mm	IMIT33
	5 mm	IMIT35
4.1 mm	4.1 mm	IIC44
	5 mm	IIC45
	6 mm	IIC46
	7.5 mm	IIC47
5 mm	5 mm	IWIT50
	5.6 mm	IWIT55
	6 mm	IWIT56
6 mm	7.5 mm	IWIT57
	6 mm	IWIT60
	6.8 mm	IWIT66
	7.5 mm	IWIT67



Laboratory Analog

Restorative Platform	Item No.
3.4 mmD	IMMILA
4.1 mmD	IILA20
5 mmD	IILAW5
6 mmD	IILAW6



Additional Components

Description	Item No.
Gold-Tite Screw	IUNIHG
Try-In Screws (5-pack)	IUNITS
Laboratory Abutment Holder	ILTAH57



*Requires the use of Hex Driver [PHD02N](#), [PHD03N](#) or Driver Tip [RASH3N](#), [RASH8N](#)


**Requires the use of Impression Coping Driver [ICD00](#)

Low Profile Abutments

Material: Titanium Alloy






Indications:


- Single- and multiple-unit screw-retained restorations
- Minimum interarch space of 7.5 mm
- Minimum tissue height of 1 mm
- Angle correction up to 30°





Restorative Platform	Collar Height	Straight (Non-Hexed)	Straight (Hexed)	17° Pre-Angled (Hexed)	30° Pre-Angled (Hexed)
3.4 mmD	1 mm	ILPC341U	ILPC341	–	–
	2 mm	ILPC342U	ILPC342	ILPAC3217	–
	3 mm	ILPC343U	ILPC343	–	ILPAC3330
	4 mm	ILPC344U	ILPC344	ILPAC3417	–
	5 mm	–	–	–	ILPAC3530
4.1 mmD	1 mm	ILPC441U	ILPC441	–	–
	2 mm	ILPC442U	ILPC442	ILPAC4217	–
	3 mm	ILPC443U	ILPC443	–	ILPAC4330
	4 mm	ILPC444U	ILPC444	ILPAC4417	–
	5 mm	–	–	–	ILPAC4530
5 mmD	1 mm	LPC541U	ILPC541	–	–
	2 mm	ILPC542U	ILPC542	ILPAC5217	–
	3 mm	ILPC543U	ILPC543	–	ILPAC5330
	4 mm	ILPC544U	ILPC544	ILPAC5417	–
	5 mm	–	–	–	ILPAC5530

Low Profile Abutment Components

Description	4.8 mm Restorative Platform
Pick-Up Impression Coping (hexed) 	LPCPIC1
Pick-Up Impression Coping (non-hexed) 	LPCPIC2
Twist Lock Impression Coping (hexed) 	LPCTIC1
Twist Lock Impression Coping (non-hexed) 	LPCTIC2
QuickBridge® Impression Coping	LPCRIC
Laboratory Analog	LPCLA
Temporary Cylinder (hexed)	LPCTC1
Temporary Cylinder (non-hexed)	LPCTC2
Healing Cap 	LPCHC
PreFormance Temp. Cylinder (hexed)	LPCPTC1
PreFormance Temp. Cylinder (non-hexed)	LPCPTC2
QuickBridge	LPCQB
QuickBridge Replacement Cap	LPCQBCAP
Distal Extension	LPCDE

Description	4.8 mm Restorative Platform
Gold Cylinder (hexed)	LPCGC1
Gold Cylinder (non-hexed)	LPCGC2
Castable Cylinder (hexed)	LPCCC1
Castable Cylinder (non-hexed)	LPCCC2
Laser Welded Cylinder	LPCTUCA
Waxing Screw	LPCWS
Retaining Screw 	LPCGSH, LPCTSH
Lapping Tool	LPCAMI
Polishing Protector	LPCPP

Abutment Compatibility		
Component	Hexed Abutment	Non-Hexed Abutment
Hexed	Yes	No
Non-Hexed	Yes	Yes

 = Requires the use of Hex Driver [PHD02N](#), [PHD03N](#) or Driver Tip [RASH3N](#), [RASH8N](#)
 = Requires the use of Impression Coping Driver [ICD00](#)

D = Diameter • P = Emergence Profile • H = Collar Height

Overdenture Restorations

Restorative Components

LOCATOR R-Tx Abutments

Material:

Abutment: Titanium Alloy With DuraTec® Titanium Carbon Nitride Coating

Housing: Titanium Alloy with pink anodization.

Inserts: Nylon

Indications:

- Tissue supported removable overdentures on 2-4 implants
- Partially edentulous overdentures with one or more implants
- Limited interarch distance
- Angle correction with up to 60° between divergent implants

Collar Height	Restorative Platform	
	3.4 mmP	4.1 mmP
1 mmH	30300-01	30301-01
2 mmH	30300-02	30301-02
3 mmH	30300-03	30301-03
4 mmH	30300-04	30301-04
5 mmH	30300-05	30301-05
6 mmH	30300-06	30301-06



LOCATOR R-Tx Abutment Components

Description	Item No.
Zero Retention Insert - Grey, 4-pack	30001-01*
Low Retention Insert - Blue, 4-pack	30002-01*
Medium Retention Insert - Pink, 4-pack	30003-01*
High Retention Insert - Clear, 4-pack	30004-01*
Extra High Retention Insert - Green, 4-pack	30005-01
Processing Insert, 4-pack	30012-01
Denture Attachment Processing Assembly, 4-pack	30013-01*
3.35 mm Abutment Analog, 4-pack	30014-01
4 mm Abutment Analog, 4-pack	30015-01
5 mm Abutment Analog, 4-pack	30016-01
Impression Coping, 4-pack	30017-01
Processing Spacer, 4-pack	30018-01
Block-Out Spacer, 20-pack	08514*



* Included with each LOCATOR R-Tx Abutment.

LOCATOR R-Tx Abutment Tools

Description	Item No.
Retention Insertion Tool	30021-01
Hexed Driver Short, 7 mmL	PHD02N
Hexed Driver Long, 24 mmL	PHD03N
Hexed Driver Tip Short, 24 mmL	RASH3N
Hexed Driver Tip Long, 30 mmL	RASH8N



LOCATOR R-Tx May Not Be Available In All Markets.

LOCATOR Abutments

Material:

Abutment: Titanium Alloy With Gold-Colored Titanium Nitride Coating

Housing: Titanium Alloy

Inserts: Nylon

Indications:

- Tissue supported removable overdentures on 2-4 implants
- Partially edentulous overdentures with 1 or more implants
- Limited interarch distance
- Angle correction with up to 40° between divergent implants

Collar Height	Restorative Platform	
	3.4 mmP	4.1 mmP
1 mmH	IMLOA001	ILOA001
2 mmH	IMLOA002	ILOA002
3 mmH	IMLOA003	ILOA003
4 mmH	IMLOA004	ILOA004
5 mmH	IMLOA005	ILOA005
6 mmH	IMLOA006	ILOA006



LOCATOR Abutment Components

Description	Item No.
Standard Replacement Insert - White, 4-pack	LARMS*
Extra Light Retention Insert - Blue, 4-pack	LAELM*
Light Retention Replacement Insert - Pink, 4-pack	LLRMS*
Extended Range Inserts - Green, 4-pack	LAERM
Extra Light Retention Extended Range Insert - Red, 4-pack	LELARM
Replacement Housing	LOAH*
Replacement Housing Kit	LORHK
Block-Out Spacer, 20-pack	08514*
Impression Coping (one time use)	LAIC1
Laboratory Analog	LALA1



* Included with each LOCATOR Abutment.

LOCATOR Abutment Tools

Description	Item No.
Core Tool/Abutment Driver, 3-in-1 instrument	LCTDR1
Male Extraction Tool	LOA8397**
Abutment Driver Tip Short, 24 mmL	LOADT4
Abutment Driver Tip Large, 30 mmL	LOADT9
0.05 in/1.25 mm Hex Driver Tip 24 mmL - used with LCTDR1	RASH4
0.05 in/1.25 mm Hex Driver Tip 30 mmL - used with LCTDR1	RASH9

**Part of the Core Tool/Abutment Driver LCTDR1.

Restorative Components

Abutment Screws



	Gold-Tite Screw	Titanium Screw	Large Gold-Tite Screw	Large Titanium Screw
Screws	IUNIHG	IUNIHT	ILRGHG	ILRGHT
Drivers	PHD02N, PHD03N	PHD02N, PHD03N	PHD02N, PHD03N	PHD02N, PHD03N
Driver Tips	RASH3N, RASH8N	RASH3N, RASH8N	RASH3N, RASH8N	RASH3N, RASH8N
Torque	20 Ncm	20 Ncm	20 Ncm	20 Ncm
For Use With:	UCLA Abutment, GingiHue Post, GingiHue Post 15°, Hexed Temporary Cylinder	UCLA Abutment, GingiHue Post, GingiHue Post 15°, Hexed Temporary Cylinder	Non-Hexed UCLA Abutment, Non-Hexed Temporary Cylinder, BellaTek Bars	

Retaining Screws



	Low Profile Abutment Gold-Tite Screw	Low Profile Abutment Titanium Screw
Screws	LPCGSH	LPCTSH
Drivers	PHD02N, PHD03N	PHD02N, PHD03N
Driver Tips	RASH3N, RASH8N	RASH3N, RASH8N
Torque	10 Ncm	10 Ncm
For Use With:	Low Profile Abutment	Low Profile Abutment

Waxing Screws And Try-In Screws



	Laboratory Waxing Screw	Hexed Try-In Screw (5-pack)
Screws	IWSU30	IUNITS
Drivers	PHD02N, PHD03N	PHD02N, PHD03N
Driver Tips	RASH3N, RASH8N	RASH3N, RASH8N
For Use With:	Pick-Up and Impression Copings, Implant Level Laboratory Procedures	Hexed UCLA Abutment, GingiHue Post, GingiHue Post 15°

Restorative Components

BellaTek Bars and Frameworks are created with the technology to achieve a truly passive fit. This technology does not require any wax or resin design from the technician. Because these are milled from one solid piece of lightweight titanium, the potential for weakness caused by soldering or laser welded joints is eliminated. You receive a completed superstructure ready for prosthesis processing. No polishing or retention creation necessary. Zimmer Biomet Dental can even tap holes for attachments. Copymilled Bars are also available.

Hybrid Bar Design #1



- Fixed prosthesis
- Metal lingual
- Low buccal finish line
- Titanium tissue surface



Hybrid Bar Design #2



- Fixed prosthesis
- Metal lingual
- Low buccal finish line
- Titanium tissue surface



Wraparound Bar



- Fixed prosthesis
- Acrylic resin wraparound design
- Adjustments possible to accommodate for changing tissue contours
- Easy to repair and modify the acrylic resin portion of the prosthesis



Freeform Bar



- Fixed prosthesis
- Acrylic resin wraparound design



DOLDER® Egg Shape Bar



- Removable overdenture design
- Anterior clips allow for anterior/posterior rotation of the overdenture
- Provides lateral stability to the overdenture



DOLDER U Shape Bar



- Removable overdenture design
- Anterior clips allow for anterior/posterior rotation of the overdenture
- Provides lateral stability to the overdenture



Hader Bar



- Removable overdenture design with clips that engage undercuts
- Provides lateral stability to the overdenture
- 4 mm between implants is needed for clips



Primary Bar



- Most secure removable overdenture design
- May be used with attachments or secondary casting
- Bar can be designed with a 2° – 6° taper



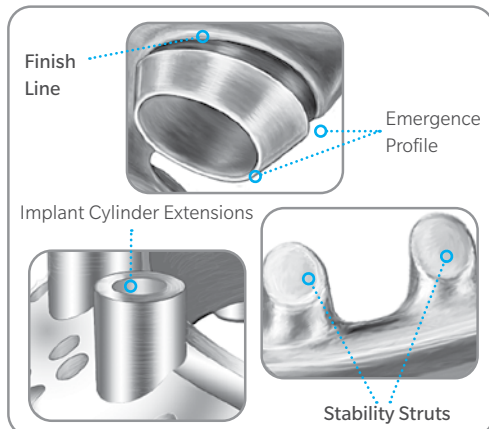
Combination Primary Bar With Hader Or DOLDER Designs



- Combines a milled bar with Hader or DOLDER Designs
- Provides excellent lateral stability to the overdenture
- Bar can be designed with a 2° – 6° taper



Design Features



Copymilled Cobalt Chrome Framework



- Fixed screw-retained prosthesis, allowing veneering of user friendly CoCr porcelains with CTE $14.1 \times 10^{-6} K^{-1}$
- High biocompatible Cobalt Chrome Alloy, certified for orthopedic surgical implants

Copymilled Titanium Framework



- Ideal for fixed screw-retained prosthesis. Scanned from a lab designed resin pattern
- Available in Titanium Alloy for acrylic Finishing or Commercially Pure titanium for Titanium porcelain veneer

Ask for these design features on the BellaTek Bars And Frameworks Work Order Form (ZB0230).

Restorative Components

NCATD0

Contra Angle Torque Driver Kit*



NPSDK0

Prosthetic Driver Kit*



NCATD0C

Contra Angle Torque Driver Kit Certain*



L-TIRWK

Low Torque Indicating Ratchet Wrench Kit**



Description	Item No.	Contra Angle Torque Kit	Contra Angle Torque Kit Certain	Prosthetic Driver Kit	Low Torque Indicating Kit
		NCATD0	NCATD0C	NPSDK0	L-TIRWK
Narrow Posterior Hex Driver, 17 mmL	PHD02N	•	•	•	
Narrow Posterior Square Driver, 17 mmL	PSQD0N	•		•	
Contra Angle Torque Driver Body	HTD-C	•	•	•	
Narrow Right Angle Hex Driver Tip, 24 mmL	RASH3N	•	•	•	•
Narrow Right Angle Hex Driver Tip, 30 mmL	RASH8N	•	•	•	
Right Angle Abutment Driver Tip - Steel	RASA3	•	•	•	
Narrow Right Angle Square Driver Tip, 24 mmL	RASQ3N	•		•	
Narrow Right Angle Square Driver Tip, 30 mmL	RASQ8N	•		•	
Contra Angle Torque Controller, 10 Ncm*	TD-10			•	
Contra Angle Torque Controller, 20 Ncm*	TD-20	•	•	•	
Contra Angle Torque Controller, 35 Ncm*	TD-35	•		•	
Contra Pre-action Handle	CATDH	•	•	•	
Prosthetic System Driver Tray	PSDT1	•	•	•	
Narrow Impression Coping Driver	ICD00			•	
Posterior Abutment Driver, 17 mmL	PAD00			•	
Standard Abutment Driver, 24 mmL	PAD24			•	
Posterior Slotted Screw Driver, 17 mmL	PSD00			•	
Standard Slotted Screw Driver, 24 mmL	PSD01			•	
Narrow Standard Slotted Square Driver, 24 mmL	PSQD1N			•	
Narrow Standard Hex Driver, 24 mmL	PHD03N			•	
Right Angle Slotted Driver Tip, 30 mmL	RASD1			•	
Low Torque Indicating Ratchet Wrench	L-TIRW**				•
Restorative Torque Tray	RTI2035TR				•

* NCATD0, NCATD0C and NPSDK0 are manufactured by NSK America Corp/NSK dental LLC and distributed by Zimmer Biomet Dental.

**L-TIRW and L-TIWRK are manufactured by Elos Medtech AB and distributed by Zimmer Biomet Dental.

The cordless Prosthodontic Screwdriver has torque control, which enables precise tightening of retaining screws. This cordless screwdriver reduces the need for traditional mechanical rotary ratchet wrench systems.

Features Include:

- Torque control of 8-40 Ncm in 1 Ncm steps for precise tightening of retaining screws
- An automatic stop when the preset torque is reached
- Cordless operation with constant drive speed
- A small contra-angle head for better visibility of the treatment site
- A contra-angle that can be rotated 360°
- A clockwise and counter clockwise operation
- A sterilizable contra-angle

Prosthodontic Screwdriver IA-400

Includes:

- A handpiece drive IA-40H with keypad and rechargeable Li-Ion battery (not sterilizable)
- A contra-angle IA-80 with a hexagon chucking system
- A charging station with country specific cables available



Description	Item No.
IA-400 Prosthodontic Screw Driver	16934000
IA-400 Charging Station	05338301
IA-80 Contra-Angle Hand Piece, 80:1	16338001
IA-40H Handpiece Drive	16834000
Operation Lever	05937000
Power Cord US, CAN, J	05456100
Power Cord UK, IRL	05457700
Power Cord EU	05464400
Power Cord AUS, NZ	05467600
Rechargeable Battery, Li-Ion	05451300

Drivers, Driver Tips And Miscellaneous Restorative Products

Restorative Components



Length	Driver	Tip	Tip only	Driver	Tip	Driver Only	Tip Only
17 mm	PAD00	—	—	PHD02N	—	ICD00	—
24 mm	PAD24	RASA3	LOADT4	PHD03N	RASH3N	—	RASH4
30 mm	—	—	LOADT9	—	RASH8N	—	RASH9
For Use With:	Low Profile Abutments		LOCATOR Abutments	Healing Abutments, Abutment Screws, Certain Cover Screws and Retaining Screws		Twist Lock Transfer LOCATOR Abutments with Impression Copings	
							LOCATOR Core Tools

Description	Item No.
Lapping Tool For Castable UCLA Abutment With Guide, 3.4 mmD	IMLT150
Lapping Tool For Castable UCLA Abutment With Guide, 4.1 mmD, 5 mmD	ILT150
Reamer and Handle	IRH600
Certain QuickSeat® Activator Tool	IQSA01
Polishing Protector, UCLA Abutment, 3.4 mmD	IPPM1
Polishing Protector, UCLA Abutment, 4.1 mmD	IPPIA3
Polishing Protector, UCLA Abutment, 5 mmD	IPPIA5
Polishing Protector, UCLA Abutment, 6 mmD	IPPIA6
Polishing Protector, UCLA Abutment, 3.4 mmD, 4.1 mmD, 5mmD, 6 mmD	ILTAH57
Low Torque Indicating Ratchet Wrench*	L-TIRW
Low Torque Indicating Ratchet Wrench Kit*	L-TIRWK
Standard ISO1797 Adapter	C9980
Short ISO1797 Adapter	C9981
Prosthetic Angle Guide Kit, 15°, 25°, 35°	AG900
Manual Interchangeable Driver Tip Handle	MIDTH
Tissue Measuring Post	TMP80



* L-TIRW and L-TIRWK are manufactured by Elos Medtech AB and distributed by Zimmer Biomet Dental.

For comprehensive information, please see Regenerative Product Brochure or visit www.zimmerbiometdental.com.





Contact us at 1-800-266-9920 or visit
zimmerbiometdental.com

Zimmer Biomet Dental
Global Headquarters
4555 Riverside Drive
Palm Beach Gardens, FL 33410
Tel: +1-561-776-6700
Fax: +1-561-776-1272

ZB Dental India Pvt. Ltd.
904/905, A-Wing,
Damji Shamji Corporate Square,
Pant Nagar, Ghatkopar East,
Mumbai – 400075 (INDIA)
Tel.: +91-22-6901-3700
Email: customercare.indiadental@zimmerbiomet.com

Unless otherwise indicated, as referenced herein, all trademarks are the property of Zimmer Biomet; and all products are manufactured by one or more of the dental subsidiaries of Zimmer Biomet Holdings, Inc. and marketed and distributed by Zimmer Biomet Dental and its authorized marketing partners. LOCATOR, LOCATOR R-Tx, R-Tx, Color and Shape of Retention Inserts, and DuraTec are registered trademarks of ZEST IP Holdings, LLC. Implantmed is manufactured by W&H Dentalwerk Bürmoos GmbH. Implantmed and W&H are registered trademarks of W&H Dentalwerk Bürmoos GmbH. Dolder is a registered trademark of Dr. Charlotte Fleischer-Dolder and Dr. Fritz Dolder. For additional product information, please refer to the individual product labeling or instructions for use. Product clearance and availability may be limited to certain countries/regions. This material is intended for clinicians only and does not comprise medical advice or recommendations. Distribution to any other recipient is prohibited. This material may not be copied or reprinted without the express written consent of Zimmer Biomet Dental. ZBINST1260IN_EN REV D 03/21 ©2021 Zimmer Biomet. All rights reserved.

