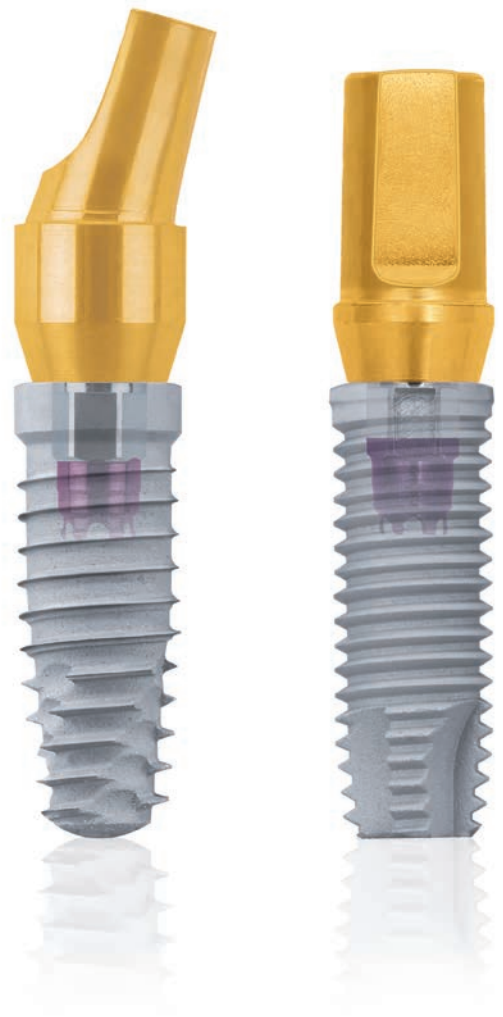


# Certain<sup>®</sup> Implant System

Ordering Information



D = Diameter • P = Restorative Platform

## T3 Tapered Platform Switched Implants



BOPT4311

Length	Without DCD <sup>®</sup>				With DCD			
	–	4.0 mmD x 3.4 mmP	5.0 mmD x 4.1 mmP	6.0 mmD x 5.0 mmP	–	4.0 mmD x 3.4 mmP	5.0 mmD x 4.1 mmP	6.0 mmD x 5 mmP
	–				–			
8.5 mm	–	BOPT4385	BOPT5485	BOPT6585	–	BNPT4385	BNPT5485	BNPT6585
10 mm	–	BOPT4310	BOPT5410	BOPT6510	–	BNPT4310	BNPT5410	BNPT6510
11.5 mm	–	BOPT4311	BOPT5411	BOPT6511	–	BNPT4311	BNPT5411	BNPT6511
13 mm	–	BOPT4313	BOPT5413	BOPT6513	–	BNPT4313	BNPT5413	BNPT6513
15 mm	–	BOPT4315	BOPT5415	BOPT6515	–	BNPT4315	BNPT5415	BNPT6515

## T3 Tapered Non-Platform Switched Implants



BOST411

Length	Without DCD				With DCD			
	3.25 mmD x 3.4 mmP	4.0 mmD x 4.1 mmP	5.0 mmD x 5.0 mmP	6.0 mmD x 6.0 mmP	3.25 mmD x 3.4 mmP	4.0 mmD x 4.1 mmP	5.0 mmD x 5.0 mmP	6.0 mmD x 6.0 mmP
8.5 mm	BOST3285	BOST485	BOST585	BOST685	BNST3285	BNST485	BNST585	BNST685
10 mm	BOST3210	BOST410	BOST510	BOST610	BNST3210	BNST410	BNST510	BNST610
11.5 mm	BOST3211	BOST411	BOST511	BOST611	BNST3211	BNST411	BNST511	BNST611
13 mm	BOST3213	BOST413	BOST513	BOST613	BNST3213	BNST413	BNST513	BNST613
15 mm	BOST3215	BOST415	BOST515	BOST615	BNST3215	BNST415	BNST515	BNST615

## T3 Parallel Walled Platform Switched Implants



BOPS4311

Length	Without DCD				With DCD			
	–	4.0 mmD x 3.4 mmP	5.0 mmD x 4.1 mmP	6.0 mmD x 5.0 mmP	–	4.0 mmD x 3.4 mmP	5.0 mmD x 4.1 mmP	6.0 mmD x 5 mmP
	–				–			
8.5 mm	–	BOPS4385	BOPSS485	BOPSS685	–	BNPS4385	BNPSS485	BNPSS685
10 mm	–	BOPS4310	BOPSS410	BOPSS610	–	BNPS4310	BNPSS410	BNPSS610
11.5 mm	–	BOPS4311	BOPSS411	BOPSS611	–	BNPS4311	BNPSS411	BNPSS611
13 mm	–	BOPS4313	BOPSS413	BOPSS613	–	BNPS4313	BNPSS413	BNPSS613
15 mm	–	BOPS4315	BOPSS415	BOPSS615	–	BNPS4315	BNPSS415	BNPSS615

## T3 Parallel Walled Non-Platform Switched Implants



BOSS411

Length	Without DCD				With DCD			
	3.25 mmD x 3.4 mmP	4.0 mmD x 4.1 mmP	5.0 mmD x 5.0 mmP	6.0 mmD x 6.0 mmP	3.25 mmD x 3.4 mmP	4.0 mmD x 4.1 mmP	5.0 mmD x 5.0 mmP	6.0 mmD x 6.0 mmP
8.5 mm	BOSS385	BOSS485	BOSS585	BOSS685	BNSS385	BNSS485	BNSS585	BNSS685
10 mm	BOSS310	BOSS410	BOSS510	BOSS610	BNSS310	BNSS410	BNSS510	BNSS610
11.5 mm	BOSS311	BOSS411	BOSS511	BOSS611	BNSS311	BNSS411	BNSS511	BNSS611
13 mm	BOSS313	BOSS413	BOSS513	BOSS613	BNSS313	BNSS413	BNSS513	BNSS613
15 mm	BOSS315	BOSS415	BOSS515	BOSS615	BNSS315	BNSS415	BNSS515	BNSS615
18 mm	BOSS318	BOSS418	–	–	BNSS318	BNSS418	–	–

All Implants include the corresponding Flat Cover Screw.

**T3 Implants:** Have a Contemporary Hybrid Design with a T3 Surface (blasted and acid-etched with an average mean surface roughness value of 1.4 μm) along the threaded portion of the Implant and Osseotite<sup>®</sup> Surface (acid-etched) on the collar part of the implant.

**DCD Surface:** Discrete Crystalline Deposition of nanometer sized calcium phosphate crystals on the implant surface.

D = Diameter • P = Restorative Platform • EP = Emergence Profile

## Osseotite Tapered Prevail® Implants (Platform Switched)



XIITP4311

Length	–	4.0 mmD x 3.4 mmP	5.0 mmD x 4.1 mmP	6.0 mmD x 5.0 mmP
8.5 mm	–	XIITP4385	XIITP5485	XIITP6585
10 mm	–	XIITP4310	XIITP5410	XIITP6510
11.5 mm	–	XIITP4311	XIITP5411	XIITP6511
13 mm	–	XIITP4313	XIITP5413	XIITP6513
15 mm	–	XIITP4315	XIITP5415	XIITP6515



INT411

## Osseotite Tapered Implants



XIFNT411

Length	3.25 mmD x 3.4 mmP		4.0 mmD x 4.1 mmP		5.0 mmD x 5.0 mmP		6.0 mmD x 6.0 mmP	
	Hybrid	FOSS	Hybrid	FOSS	Hybrid	FOSS	Hybrid	FOSS
8.5 mm	INT3285	XIFNT3285	INT485	XIFNT485	INT585	XIFNT585	INT685	XIFNT685
10 mm	INT3210	XIFNT3210	INT410	XIFNT410	INT510	XIFNT510	INT610	XIFNT610
11.5 mm	INT3211	XIFNT3211	INT411	XIFNT411	INT511	XIFNT511	INT611	XIFNT611
13 mm	INT3213	XIFNT3213	INT413	XIFNT413	INT513	XIFNT513	INT613	XIFNT613
15 mm	INT3215	XIFNT3215	INT415	XIFNT415	INT515	XIFNT515	INT615	XIFNT615



IOSM411

## Osseotite Parallel Walled Implants



XIFOSS411

Length	3.25 mmD x 3.4 mmP		4.0 mmD x 4.1 mmP		5.0 mmD x 5.0 mmP		6.0 mmD x 6.0 mmP	
	Hybrid	FOSS	Hybrid	FOSS	Hybrid	FOSS	Hybrid	FOSS
8.5 mm	IOSM385	XIFOSM385	IOSS485	XIFOSS485	IOSS585	XIFOSS585	IOSS685	XIFOSS685
10 mm	IOSM310	XIFOSM310	IOSS410	XIFOSS410	IOSS510	XIFOSS510	IOSS610	XIFOSS610
11.5 mm	IOSM311	XIFOSM311	IOSS411	XIFOSS411	IOSS511	XIFOSS511	IOSS611	XIFOSS611
13 mm	IOSM313	XIFOSM313	IOSS413	XIFOSS413	IOSS513	XIFOSS513	IOSS613	XIFOSS613
15 mm	IOSM315	XIFOSM315	IOSS415	XIFOSS415	IOSS515	XIFOSS515	IOSS615	XIFOSS615
18 mm	IOSM318	–	IOSS418	–	–	–	–	–
20 mm	–	–	IOSS420	–	–	–	–	–

All Implants include the corresponding Flat Cover Screw.

**Hybrid:** Machined collar with the Osseotite Surface in the threaded portion.

**FOSS and Prevail Implants:** Full Osseotite Surface on the collar and the threaded portion.

## Bone Profilers

Mechanical Iso-Latch Bone Profilers	
Description	Item #
Certain Implant Bone Profiling Guide Pin 3.4 mmP (3 Pk)	IBPMGP
Certain Implant Bone Profiling Guide Pin 4.1 mmP, 5.0 mmP, 6.0 mmP (3 Pk)	IBPGP
Bone Profiler 3.4 mmP x 3.8 mmEP	BP340
Bone Profiler 4.1 mmP x 5.6 mmEP	BP450
Bone Profiler 4.1 mmP x 6 mmEP	BP460
Bone Profiler 4.1 mmP x 7.5 mmEP	BP475
Bone Profiler 5.0 mmP x 5.0 mmEP	BP550
Bone Profiler 5.0 mmP x 6.0 mmEP	BP560
Bone Profiler 5.0 mmP x 7.5 mmEP	BP575
Bone Profiler 6.0 mmP x 6.0 mmEP	BP660
Bone Profiler 6.0 mmP x 7.5 mmEP	BP675
Low Profile Abutment Bone Profiler 3.4 mmP	LPCBP3
Low Profile Abutment Bone Profiler 4.1 mmP	LPCBP4
Low Profile Abutment Bone Profiler 5.0 mmP	LPCBP5



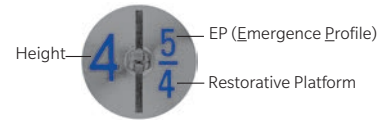
Manual Bone Profilers	
Description	Item #
Certain Manual Bone Profiler 3.4 mmP x 4.1 mmEP	IMMBP
Certain Manual Bone Profiler 3.4 mmP x 5.0 mmEP	IMMBP35
Certain Manual Bone Profiler 4.1 mmP x 5.0 mmEP	IMBP4
Certain Manual Bone Profiler 5.0 mmP x 6.0 mmEP	IMBP5
Certain Low Profile Abutment Manual Bone Profiler 3.4 mmP	ILPCMBP3
Certain Low Profile Abutment Manual Bone Profiler 4.1 mmP	ILPCMBP4
Certain Low Profile Abutment Manual Bone Profiler 5.0 mmP	ILPCMBP5



Mechanical iso-latch bone profilers work with the hand-piece and drill unit.

P = Restorative Platform • EP = Emergence Profile • H = Collar Height  
 PS = Platform Switched • NPS = Non-Platform Switched

Certain Implants have a color coded restorative platform with four different seating surfaces: 3.4 mm, 4.1 mm, 5.0 mm and 6.0 mm.



## BellaTek® Encode® Healing Abutments

3.4 mmP Restorative Platform	
Description	Item #
3.8 mmEP x 3.0 mmH	IEHA343
3.8 mmEP x 4.0 mmH	IEHA344
3.8 mmEP x 6.0 mmH	IEHA346
3.8 mmEP x 8.0 mmH	IEHA348
5.0 mmEP x 3.0 mmH	IEHA353
5.0 mmEP x 4.0 mmH	IEHA354
5.0 mmEP x 6.0 mmH	IEHA356
5.0 mmEP x 8.0 mmH	IEHA358

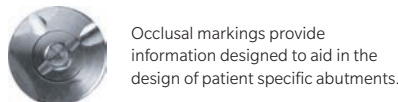
  

4.1 mmP Restorative Platform	
Description	Item #
4.1 mmEP x 3.0 mmH	IEHA443
4.1 mmEP x 4.0 mmH	IEHA444
4.1 mmEP x 6.0 mmH	IEHA446
4.1 mmEP x 8.0 mmH	IEHA448
5.0 mmEP x 3.0 mmH	IEHA453
5.0 mmEP x 4.0 mmH	IEHA454
5.0 mmEP x 6.0 mmH	IEHA456
5.0 mmEP x 8.0 mmH	IEHA458
6.0 mmEP x 3.0 mmH	IEHA463
6.0 mmEP x 4.0 mmH	IEHA464
6.0 mmEP x 6.0 mmH	IEHA466
6.0 mmEP x 8.0 mmH	IEHA468

5.0 mmP Restorative Platform	
Description	Item #
5.6 mmEP x 3.0 mmH	IEHA553
5.6 mmEP x 4.0 mmH	IEHA554
5.6 mmEP x 6.0 mmH	IEHA556
5.6 mmEP x 8.0 mmH	IEHA558
6.0 mmEP x 3.0 mmH	IEHA563
6.0 mmEP x 4.0 mmH	IEHA564
6.0 mmEP x 6.0 mmH	IEHA566
6.0 mmEP x 8.0 mmH	IEHA568

6.0 mmP Restorative Platform	
Description	Item #
6.8 mmEP x 3.0 mmH	IEHA663
6.8 mmEP x 4.0 mmH	IEHA664
6.8 mmEP x 6.0 mmH	IEHA666
6.8 mmEP x 8.0 mmH	IEHA668



Occlusal markings provide information designed to aid in the design of patient specific abutments.

Encode Healing Abutments are two-piece.

## Standard EP® Healing Abutments

3.4 mmP Restorative Platform	
Description	Item #
3.4 mmEP x 2.0 mmH	ISMHA32
3.4 mmEP x 3.0 mmH	ISMHA33
3.4 mmEP x 4.0 mmH	ISMHA34
3.4 mmEP x 6.0 mmH	ISMHA36
3.8 mmEP x 2.0 mmH	IMHA32
3.8 mmEP x 3.0 mmH	IMHA33
3.8 mmEP x 4.0 mmH	IMHA34
3.8 mmEP x 6.0 mmH	IMHA36
5.0 mmEP x 2.0 mmH	IMHA352
5.0 mmEP x 3.0 mmH	IMHA353
5.0 mmEP x 4.0 mmH	IMHA354
5.0 mmEP x 6.0 mmH	IMHA356

4.1 mmP Restorative Platform	
Description	Item #
4.1 mmEP x 2.0 mmH	ISHA42
4.1 mmEP x 3.0 mmH	ISHA43
4.1 mmEP x 4.0 mmH	ISHA44
4.1 mmEP x 6.0 mmH	ISHA46
4.1 mmEP x 8.0 mmH	ISHA48
5.0 mmEP x 2.0 mmH	ITHA52
5.0 mmEP x 3.0 mmH	ITHA53
5.0 mmEP x 4.0 mmH	ITHA54
5.0 mmEP x 6.0 mmH	ITHA56
5.0 mmEP x 8.0 mmH	ITHA58
6.0 mmEP x 3.0 mmH	ITHA63
6.0 mmEP x 4.0 mmH	ITHA64
6.0 mmEP x 6.0 mmH	ITHA66
6.0 mmEP x 8.0 mmH	ITHA68

5.0 mmP Restorative Platform	
Description	Item #
5.0 mmEP x 2.0 mmH	ISWHA52
5.0 mmEP x 3.0 mmH	ISWHA53
5.0 mmEP x 4.0 mmH	ISWHA54
5.0 mmEP x 6.0 mmH	ISWHA56
5.0 mmEP x 8.0 mmH	ISWHA58
5.6 mmEP x 2.0 mmH	IWTH52
5.6 mmEP x 3.0 mmH	IWTH53
5.6 mmEP x 4.0 mmH	IWTH54
5.6 mmEP x 6.0 mmH	IWTH56
5.6 mmEP x 8.0 mmH	IWTH58
6.0 mmEP x 2.0 mmH	IWTH562
6.0 mmEP x 3.0 mmH	IWTH563
6.0 mmEP x 4.0 mmH	IWTH564
6.0 mmEP x 6.0 mmH	IWTH566
6.0 mmEP x 8.0 mmH	IWTH568

6.0 mmP Restorative Platform	
Description	Item #
6.0 mmEP x 2.0 mmH	ISWHA62
6.0 mmEP x 3.0 mmH	ISWHA63
6.0 mmEP x 4.0 mmH	ISWHA64
6.0 mmEP x 6.0 mmH	ISWHA66
6.0 mmEP x 8.0 mmH	ISWHA68
6.8 mmEP x 2.0 mmH	IWTH62
6.8 mmEP x 3.0 mmH	IWTH63
6.8 mmEP x 4.0 mmH	IWTH64
6.8 mmEP x 6.0 mmH	IWTH66
6.8 mmEP x 8.0 mmH	IWTH68

Standard Healing Abutments are one-piece.

P = Restorative Platform • EP = Emergence Profile • H = Collar Height

## PreFormance® Posts

**Material:** PEEK Plastic with Titanium Alloy connection

**Indications:**

- Guided soft-tissue healing of single- and multiple-unit provisional cement-retained restorations
- Minimum interarch space of 7.0 mm
- Maximum angulation of 15°
- Intraoral use limited to 180 days
- Immediate non-occlusal loading of single-unit provisional restorations
- Multiple-unit restorations will require an evaluation of occlusal forces in lateral and protrusive excursions and masticatory forces to minimize the load on the provisional restorations

### PreFormance Posts



3.4 mmP Restorative Platform			
Description	Item # (Straight)	Item # (15° Pre-Angled)	
3.8 mmEP x 4.0 mmH	IMFPF34	IMPAPF34	
3.8 mmEP x 6.0 mmH	IMFPF36	IMPAPF36	
5.0 mmEP x 4.0 mmH	IMFPF354	IMPAPF354	
5.0 mmEP x 6.0 mmH	IMFPF356	IMPAPF356	
4.1 mmP Restorative Platform			
Description	Item # (Straight)	Item # (15° Pre-Angled)	
5.0 mmEP x 4.0 mmH	IPFP454	IPAPF454	
5.0 mmEP x 6.0 mmH	IPFP456	IPAPF456	
5.0 mmP Restorative Platform			
Description	Item # (Straight)	Item # (15° Pre-Angled)	
5.0 mmEP x 4.0 mmH	IWFPF554	IPAPF554	
5.0 mmEP x 6.0 mmH	IWFPF556	IPAPF556	
6.0 mmP Restorative Platform			
Description	Item # (Straight)	Item # (15° Pre-Angled)	
6.0 mmEP x 4.0 mmH	IWFPF664	IPAPF664	
6.0 mmEP x 6.0 mmH	IWFPF666	IPAPF666	

## Temporary Cylinders

**Material:** PEEK Plastic or Titanium Alloy

**Indications:**

- Single- and multiple-unit provisional screw-retained restorations
- Minimum interarch space of 6 mm for PreFormance and 7 mm for Titanium Cylinders
- Maximum angulation of 15°
- Intraoral use limited to 180 days for the PreFormance Temporary Cylinders
- Immediate non-occlusal loading of single-unit provisional restorations
- Multiple-unit restorations will require an evaluation of occlusal forces in lateral and protrusive excursions and masticatory forces to minimize the load on the provisional restorations



### PreFormance Temporary Cylinders

Restorative Platform	Item # (Hexed)	Item # (Non-Hexed)
3.4 mmP	IMPFTC34	IMPFTC32
4.1 mmP	IPFTC41	IPFTC42
5.0 mmP	IWPFTC51	IWPFTC52
6.0 mmP	IWPFTC61	IWPFTC62



### Titanium Temporary Cylinders

Restorative Platform	Item # (Hexed)	Item # (Non-Hexed)
3.4 mmP	IMMTCS1	IMMTCS2*
4.1 mmP	IITCS41	IITCS42
5.0 mmP	IWTCS51	IWTCS52
6.0 mmP	IWTCS61	IWTCS62

Most Provisional Abutments (PreFormance Posts and Temporary Cylinders) include the corresponding Titanium Hexed Screw.

\*IMMTCS2 does not include the Titanium screw and is not gold colored like the other temporary cylinders.

P = Restorative Platform • EP = Emergence Profile • H = Collar Height

## GingiHue® Posts

**Material:** Titanium Alloy With Titanium Nitride Coating

**Indications:**

- Single- and multi-unit cement-retained restorations
- Areas of thin tissue where gingival discoloration is possible
- Preparable to follow gingival contours
- Conventional crown and bridge procedures
- Maximum angulation correction of 15°
- Minimum interarch space of 6.0 mm



### GingiHue Posts

3.4 mmP Restorative Platform		Item # (Straight)	Item # (15° Pre-Angled)
Description			
3.8 mmEP x 2.0 mmH		IMAP32G	IMPAP32G
3.8 mmEP x 4.0 mmH		IMAP34G	IMPAP34G
5.0 mmEP x 2.0 mmH		IMAP352G	IMPAP352G
5.0 mmEP x 4.0 mmH		IMAP354G	IMPAP354G

4.1 mmP Restorative Platform		Item # (Straight)	Item # (15° Pre-Angled)
Description			
5.0 mmEP x 2.0 mmH		IAPP452G	IPAP452G
5.0 mmEP x 4.0 mmH		IAPP454G	IPAP454G
6.0 mmEP x 2.0 mmH		IAPP462G	IPAP462G
6.0 mmEP x 4.0 mmH		IAPP464G	IPAP464G

5.0 mmP Restorative Platform		Item # (Straight)	Item # (15° Pre-Angled)
Description			
5.0 mmEP x 2.0 mmH		IWPP552G	IPAP552G
5.0 mmEP x 4.0 mmH		IWPP554G	IPAP554G
6.0 mmEP x 2.0 mmH		IWPP562G	IPAP562G
6.0 mmEP x 4.0 mmH		IWPP564G	IPAP564G

6.0 mmP Restorative Platform		Item # (Straight)	Item # (15° Pre-Angled)
Description			
6.0 mmEP x 2.0 mmH		IWPP662G	IPAP662G
6.0 mmEP x 4.0 mmH		IWPP664G	IPAP664G

\*GingiHue Posts do not include the screw, The final Gold-Tite® Screw (IUNIHG) must be ordered separately.

## FlexLink™ TiBase Abutments

**Material:** Titanium Alloy With Titanium Nitride Coating

**Indications:**

- Cement- and screw-retained restorations
- Single- and multi-unit restorations
- Maximum angulation correction of 20°
- Traditional workflow or CAD/CAM digital workflow with scan posts



### FlexLink TiBase Abutments

3.4 mmP Restorative Platform		Item #
Description		
3.5 mmH - Hexed		IEMTB31G
5.5 mmH - Hexed		IEMTB51G
3.5 mmH - Non-Hexed		IEMTB32G

4.1 mmP Restorative Platform		Item #
Description		
3.5 mmH - Hexed		IESTB31G
5.5 mmH - Hexed		IESTB51G
3.5 mmH - Non-Hexed		IESTB32G

5.0 mmP Restorative Platform		Item #
Description		
3.5 mmH - Hexed		IEWTB31G
5.5 mmH - Hexed		IEWTB51G
3.5 mmH - Non-Hexed		IEWTB32G

All FlexLink TiBase Abutments include the corresponding Gold-Tite Hexed Screw.



### FlexLink Scan Posts

Description	Item #
Scan Post 3.4 mmP	IEMSP34
Scan Post 4.1/5.0 mmP	IESTSP40



### FlexLink Waxing Screws

Description	Item #
Hexed Waxing Screw	IEWSTB1
Non-Hexed Waxing Screw	IEWSTB2



### FlexLink Try-In Screws

Description	Item #
Hexed Try-In Screw (5 Pk)	IUNITS
Non-Hexed Try-In Screw (5 Pk)	IUNITS2

P = Restorative Platform

## UCLA Abutments

### Material:

- Gold: Machined Gold Alloy Cylinder With Plastic Unitube
- Castable: Delrin Plastic
- Titanium: Titanium Alloy

### Indications:

- Cement- and screw-retained restorations
- Single- and multi-unit restorations
- Laboratory fabricated custom abutments and bridges
- For aesthetic restorations when tissue is limited
- Maximum angulation correction of 30°
- Minimum interarch space of 6.0 mm

Gold Alloy Cylinder Formulation	
Melting Range	1400–1490°C (2550–2710°F)
Solidus	1400°C
Liquidus	1490°C
An alloy with a CTE of 10 <sup>-6</sup> /K at 500°C is recommended for casting.	

## UCLA Abutments



3.4 mmP Restorative Platform		
Material	Description	Item #
Gold	Hexed	IMUCG1C <sup>†</sup>
Gold	Non-Hexed (With Gold-Tite Large Diameter Screw)	IMUCG2C
Gold	Non-Hexed (With Ti Large Diameter Screw)	IMUCG2T
Castable	Non-Hexed (With Gold-Tite Large Diameter Screw)	IMUCC2C
Castable	Non-Hexed (With Ti Large Diameter Screw)	IMUCC2T
Titanium	Hexed	IMUCT1 <sup>†</sup>
Titanium	Non-Hexed	IMUCT2 <sup>††</sup>



4.1 mmP Restorative Platform		
Material	Description	Item #
Gold	Hexed	IGUCA1C <sup>†</sup>
Gold	Non-Hexed (With Gold-Tite Large Diameter Screw)	IGUCA2C
Gold	Non-Hexed (With Ti Large Diameter Screw)	IGUCA2T
Castable	Non-Hexed (With Gold-Tite Large Diameter Screw)	IUNAB2C
Castable	Non-Hexed (With Ti Large Diameter Screw)	IUNAB2T
Titanium	Hexed	ITUCA1 <sup>†</sup>
Titanium	Non-Hexed	ITUCA2 <sup>††</sup>
Titanium	Non-Hexed (With Gold-Tite Large Diameter Screw)	ITUCA2C

5.0 mmP Restorative Platform		
Material	Description	Item #
Gold	Hexed	IWGA51C <sup>†</sup>
Gold	Non-Hexed (With Gold-Tite Large Diameter Screw)	IWGA52C
Gold	Non-Hexed (With Ti Large Diameter Screw)	IWGA52T
Castable	Non-Hexed (With Gold-Tite Large Diameter Screw)	IWPC52C
Castable	Non-Hexed (With Ti Large Diameter Screw)	IWPC52T
Titanium	Hexed	IWTA51 <sup>†</sup>
Titanium	Non-Hexed	IWTA52 <sup>††</sup>

6.0 mmP Restorative Platform		
Material	Description	Item #
Gold	Hexed	IWGA61C <sup>†</sup>
Gold	Non-Hexed (With Gold-Tite Large Diameter Screw)	IWGA62C
Gold	Non-Hexed (With Ti Large Diameter Screw)	IWGA62T
Castable	Non-Hexed (With Gold-Tite Large Diameter Screw)	IWPC62C
Castable	Non-Hexed (With Ti Large Diameter Screw)	IWPC62T

<sup>†</sup> These abutments do not include the screw. The final Gold-Tite Screw (IUNIHG) or the Titanium Screw (IUNIHT) must be ordered separately.

<sup>††</sup> These abutments do not include the screw. The final large Gold-Tite Screw (ILRGHG) or the large Titanium Screw (ILRGHT) must be ordered separately.

## Lapping Tool For Castable UCLA Abutment



Restorative Platform	Item #
3.4 mmP	IMLT150
4.1 mmP	ILT150
5 mmP	ILT150



## Polishing Protector For UCLA Abutment

Restorative Platform	Item #
3.4 mmP	IPPM1
4.1 mmP	IPPIA3
5 mmP	IPPIA5
6 mmP	IPPIA6


P = Restorative Platform • H = Collar Height • L = Length

## Low Profile Abutments

Material: Titanium Alloy

**Indications:**

- Two-piece abutments for single-unit screw-retained restorations
- One-piece abutments for multi-unit screw-retained restorations
- Minimum interarch space of 7.5 mm
- Minimum tissue height of 1.0 mm
- Maximum angulation correction of 30°



### Low Profile Abutments

3.4 mmP Restorative Platform	Description	One Piece	Two Piece	17°	30°
	1.0 mmH	ILPC341U	ILPC341	-	-
	2.0 mmH	ILPC342U	ILPC342	ILPAC3217	-
	3.0 mmH	ILPC343U	ILPC343	-	ILPAC3330
	4.0 mmH	ILPC344U	ILPC344	ILPAC3417	-
	5.0 mmH	-	-	-	ILPAC3530

### Component/Abutment Compatibility

Component	Hexed Abutment	Non-Hexed Abutment
Hexed	Yes	No
Non-Hexed	Yes	Yes

4.1 mmP Restorative Platform	Description	One Piece	Two Piece	17°	30°
	1.0 mmH	ILPC441U	ILPC441	-	-
	2.0 mmH	ILPC442U	ILPC442	ILPAC4217	-
	3.0 mmH	ILPC443U	ILPC443	-	ILPAC4330
	4.0 mmH	ILPC444U	ILPC444	ILPAC4417	-
	5.0 mmH	-	-	-	ILPAC4530

5.0 mmP Restorative Platform	Description	One Piece	Two Piece	17°	30°
	1.0 mmH	ILPC541U	ILPC541	-	-
	2.0 mmH	ILPC542U	ILPC542	ILPAC5217	-
	3.0 mmH	ILPC543U	ILPC543	-	ILPAC5330
	4.0 mmH	ILPC544U	ILPC544	ILPAC5417	-
	5.0 mmH	-	-	-	ILPAC5530

### Low Profile Retaining Screws

Description	Item #
Gold-Tite Low Profile Retaining Screw	LPCGSH
Titanium Low Profile Retaining Screw	LPCTSH
Waxing Low Profile Screw	LPCWS

### Low Profile Laboratory Tools

Description	Item #
Low Profile Lapping Tool	LPCAMI
Low Profile Polishing Protector	LPCPP

### Low Profile Impression Copings & Analog

Description	Item #
Pick Up Impression Coping (Hexed)	LPCPIC1
Pick Up Impression Coping (Non-Hexed)	LPCPIC2
Twist Lock™ Impression Coping (Hexed)	LPCTIC1
Twist Lock Impression Coping (Non-Hexed)	LPCTIC2
QuickBridge® Impression Coping	LPCRIC
Laboratory Analog	LPCLA

### Low Profile Provisional Restoration Components

Description	Item #
Titanium Temporary Cylinder (Hexed)	LPCTC1
Titanium Temporary Cylinder (Non-Hexed)	LPCTC2
PreFormance Temporary Cylinder (Hexed)	LPCPTC1
PreFormance Temporary Cylinder (Non-Hexed)	LPCPTC2
Healing Cap	LPCHC
QuickBridge Cylinder	LPCQB
QuickBridge Cap	LPCQBCAP
Distal Extension	LPUDE

### Low Profile Final Restoration Components

Description	Item #
Gold Cylinder (Hexed)	LPCGC1
Gold Cylinder (Non-Hexed)	LPCGC2
Castable Cylinder (Hexed)	LPCCC1
Castable Cylinder (Non-Hexed)	LPCCC2
Titanium Laser Welded Cylinder	LPCTUCA

### Drivers And Tips

Description	Item #
Low Profile Abutment Driver Short (17 mmL) and Long (24 mmL)	PAD00, PAD24
Hexed Driver Short (17 mm) and Long (24 mmL)	PHD02N, PHD03N*
Hexed Driver Tip Short (24 mm) and Long (30 mmL)	RASH3N, RASH8N*
Low Profile Abutment Driver Tip	RASA3



P = Restorative Platform • H = Collar Height • L = Length

## LOCATOR® Abutments

**Material:**

Abutment: Titanium Alloy With Titanium Nitride Coating

Housing: Titanium Alloy. Inserts: Nylon

**Indications:**

- Tissue supported removable overdentures on 2-4 implants
- Partially edentulous overdentures with one or more implants
- Limited interarch distance
- Angle correction with up to 40° between divergent implants



### LOCATOR Abutments

3.4 mmP Restorative Platform	
Description	Item #
1.0 mmH	IMLOA001
2.0 mmH	IMLOA002
3.0 mmH	IMLOA003
4.0 mmH	IMLOA004
5.0 mmH	IMLOA005
6.0 mmH	IMLOA006

4.1 mmP Restorative Platform	
Description	Item #
1.0 mmH	ILOA001
2.0 mmH	ILOA002
3.0 mmH	ILOA003
4.0 mmH	ILOA004
5.0 mmH	ILOA005
6.0 mmH	ILOA006

### LOCATOR Abutment Components

Description	Item #
Replacement Housing Kit	LORHK
Standard Replacement Insert - White (4-pack)	LARMS*
Extra Light Retention Insert - Blue (4-pack)	LAELM*
Light Retention Replacement Insert - Pink (4-pack)	LLRMS*
Extended Range Inserts - Green (4-pack)	LAERM
Extra Light Retention Extended Range Insert - Red (4-pack)	LELARM
Replacement Housing	LOAH*
Block-Out Spacer (20-pack)	08514*
Impression Coping (one time use)	LAIC1
Laboratory Analog	LALA1

\* Included with each LOCATOR Abutment.

### LOCATOR Abutment Tools

Description	Catalog #
Core Tool/Abutment Driver (3-in-1 instrument)	LCTDR1
Male Extraction Tool	LOA8397**
Abutment Driver Tip Short (24 mmL)	LOADT4
Abutment Driver Tip Large (30 mmL)	LOADT9
0.05 in/1.25 mm Hex Driver Tip 24 mmL - used with LCTDR1	RASH4
0.05 in/1.25 mm Hex Driver Tip 30 mmL - used with LCTDR1	RASH9

\*\*Part of the Core Tool/Abutment Driver LCTDR1.

## LOCATOR R-Tx® Abutments

**Material:**

Abutment: Titanium Alloy With DuraTec® Titanium Carbon Nitride Coating

Housing: Titanium Alloy with pink anodization. Inserts: Nylon

**Indications:**

- Tissue supported removable overdentures on 2-4 implants
- Partially edentulous overdentures with one or more implants
- Limited interarch distance
- Angle correction with up to 60° between divergent implants



### LOCATOR R-Tx Abutments

3.4 mmP Restorative Platform	
Description	Item #
1.0 mmH	30300-01
2.0 mmH	30300-02
3.0 mmH	30300-03
4.0 mmH	30300-04
5.0 mmH	30300-05
6.0 mmH	30300-06

4.1 mmP Restorative Platform	
Description	Item #
1.0 mmH	30301-01
2.0 mmH	30301-02
3.0 mmH	30301-03
4.0 mmH	30301-04
5.0 mmH	30301-05
6.0 mmH	30301-06

### LOCATOR R-Tx Abutment Components

Description	Catalog #
Zero Retention Insert - Grey (4-pack)	30001-01*
Low Retention Insert - Blue (4-pack)	30002-01*
Medium Retention Insert - Pink (4-pack)	30003-01*
High Retention Insert - Clear (4-pack)	30004-01*
Extra High Retention Insert - Green (4-pack)	30005-01
Processing Insert (4-pack)	30012-01
Denture Attachment Processing Assembly (4-pack)	30013-01*
3.35 mm Abutment Analog (4-pack)	30014-01
4.0 mm Abutment Analog (4-pack)	30015-01
5.0 mm Abutment Analog (4-pack)	30016-01
Impression Coping (4-pack)	30017-01
Processing Spacer (4-pack)	30018-01
Block-Out Spacer (20-pack)	08514*

\* Included with each LOCATOR R-Tx Abutment.

### LOCATOR R-Tx Abutment Tools

Description	Catalog #
Retention Insertion Tool	30021-01
Hexed Driver Short (17 mmL)	PHD02N
Hexed Driver Long (24 mmL)	PHD03N
Hexed Driver Tip Short (24 mmL)	RASH3N
Hexed Driver Tip Long (30 mmL)	RASH8N

# Impression Copings, Laboratory Analogs, Drivers And Screws

P = Restorative Platform • EP = Emergence Profile • D = Diameter

## Pick-Up Impression Copings



3.4 mmP Restorative Platform	
Emergence Profile	Item #
3.4 mmEP	IMIC30
3.8 mmEP	IMIC33
5.0 mmEP	IMIC35
4.1 mmP Restorative Platform	
Emergence Profile	Item #
4.1 mmEP	IIIC41
4.1 mmEP (Non-Hexed)	IIIC42
5.0 mmEP	IIIC12
6.0 mmEP	IIIC60
5.0 mmP Restorative Platform	
Emergence Profile	Item #
5.0 mmEP	IWIP50
5.6 mmEP	IWIP55
6.0 mmEP	IWIP56
6.0 mmP Restorative Platform	
Emergence Profile	Item #
6.0 mmEP	IWIP60
6.8 mmEP	IWIP66

## Twist Lock™ Impression Copings



3.4 mmP Restorative Platform	
Emergence Profile	Item #
3.8 mmEP	IMIT33
5.0 mmEP	IMIT35
4.1 mmP Restorative Platform	
Emergence Profile	Item #
4.1 mmEP	IIIC44
5.0 mmEP	IIIC45
6.0 mmEP	IIIC46
5.0 mmP Restorative Platform	
Emergence Profile	Item #
5.0 mmEP	IWIT50
5.6 mmEP	IWIT55
6.0 mmEP	IWIT56
6.0 mmP Restorative Platform	
Emergence Profile	Item #
6.0 mmEP	IWIT60
6.8 mmEP	IWIT66

## Implant Laboratory Analogs




3.4 mmP Restorative Platform	
Description	Item #
Lab Analog	IMMILA
4.1 mmP Restorative Platform	
Description	Item #
Lab Analog	IILA20
5.0 mmP Restorative Platform	
Description	Item Number
Lab Analog	IILAW5
6.0 mmP Restorative Platform	
Description	Item Number
Lab Analog	IILAW6

## Torque Driver Kits



Description	Item #
Contra Angle Torque Driver Kit - 20 Ncm and 30 Ncm	NCATD0
W&H Prosthodontic Screwdriver IA-400	16934000
Low Torque Indicating Ratchet Wrench	L-TIRW
Low Torque Indicating Ratchet Wrench Kit	L-TIRWK
L-TIRW Standard ISO 1797 Adapter*	C9980*
L-TIRW Short ISO 1797 Adapter	C9981



\*Included In The Low Torque Indicating Ratchet Wrench Kit

## Drivers, Driver Tips & Miscellaneous Items



Description	Short	Long
Hexed Driver 1.2 mmD	PHD02N	PHD03N
Hexed Driver Tip 1.2 mmD	RASH3N	RASH8N
Low Profile Abutment Driver	PAD00	PAD24
Low Profile Abutment Driver Tip	RASA3	-
Manual Interchangeable Driver Tip Handle	MIDTH	-
Twist Lock Coping Driver	ICD00	-
Laboratory Abutment Holder (All Diameters)	ILTAH57	-
Certain QuickSeat® Activator Tool	IQSA01	-

## Abutment Screws



Description	Gold-Tite	Titanium
Hexed Screw	IUNIHG	IUNIHT
Hexed Large Diameter Screw	ILRGHG	ILRGHT

For use with PreFormance Posts and Temporary Cylinders, FlexLink TiBase, GingiHue Posts and UCLA Abutments.

## Laboratory And Impression Coping Screws



Description	Hexed	Non-Hexed
Try-In Screw (5-pack)	IUNITS	IUNITS2
Waxing Screw/Guide Pin	IWSU30	-
Twist Lock Impression Coping Screw	IWITSC	-
Waxing Screw For FlexLink TiBase	IEWSTB1	IEWSTB2

For use in the laboratory when processing PreFormance Posts and Temporary Cylinders, GingiHue Posts and UCLA Abutments.

# Tapered Implant Surgical Kit\*

P = Restorative Platform • EP = Emergence Profile • D = Diameter • L = Length



QNTSK40 (Full Surgical Kit For Tapered Implants)



Tapered Implant Dense Bone Tap Kit  
(Included in the QNTSK40 Surgical Kit)



Internal Connection Universal Placement Driver Tips  
(IIPDTUL, IIPDTUS) with GemLock® Technology

## Tapered Implant Surgical Kit

Description	Item #	QNTSK40
Tapered Implant Depth Indicator 3.25 mmD x 8.5 mmL 3 ea.	NTDI3285	•
Tapered Implant Depth Indicator 3.25 mmD x 10 mmL	NTDI3210	•
Tapered Implant Depth Indicator 3.25 mmD x 11.5 mmL	NTDI3211	•
Tapered Implant Depth Indicator 3.25 mmD x 13 mmL	NTDI3213	•
Tapered Implant Depth Indicator 3.25 mmD x 15 mmL	NTDI3215	•
Tapered Implant Depth Indicator 4.0 mmD x 8.5 mmL 3 ea.	NTDI485	•
Tapered Implant Depth Indicator 4.0 mmD x 10 mmL	NTDI410	•
Tapered Implant Depth Indicator 4.0 mmD x 11.5 mmL	NTDI411	•
Tapered Implant Depth Indicator 4.0 mmD x 13 mmL	NTDI413	•
Tapered Implant Depth Indicator 4.0 mmD x 15 mmL	NTDI415	•
Tapered Implant Depth Indicator 5.0 mmD x 8.5 mmL 3 ea.	NTDI585	•
Tapered Implant Depth Indicator 5.0 mmD x 10 mmL	NTDI510	•
Tapered Implant Depth Indicator 5.0 mmD x 11.5 mmL	NTDI511	•
Tapered Implant Depth Indicator 5.0 mmD x 13 mmL	NTDI513	•
Tapered Implant Depth Indicator 5.0 mmD x 15 mmL	NTDI515	•
Tapered Implant Depth Indicator 6.0 mmD x 8.5 mmL 3 ea.	NTDI685	•
Tapered Implant Depth Indicator 6.0 mmD x 10 mmL	NTDI610	•
Tapered Implant Depth Indicator 6.0 mmD x 11.5 mmL	NTDI611	•
Tapered Implant Depth Indicator 6.0 mmD x 13 mmL	NTDI613	•
Tapered Implant Depth Indicator 6.0 mmD x 15 mmL	NTDI615	•
ACT® Pointed Starter Drill	ACTPSD	•
ACT Reusable Twist Drill 2.0 mmD x 10 mmL	ACT2010	•
ACT Reusable Twist Drill 2.0 mmD x 15 mmL	ACT2015	•
ACT Reusable Twist Drill 2.0 mmD x 20 mmL	ACT2020	•
Certain Countersink Drill, 4.0 mmD	ICD100	•
Quad Shaping Drill 3.25 mmD x 8.5 mmL	QSD3285	•
Quad Shaping Drill 3.25 mmD x 10 mmL	QSD3210	•
Quad Shaping Drill 3.25 mmD x 11.5 mmL	QSD3211	•
Quad Shaping Drill 3.25 mmD x 13 mmL	QSD3213	•
Quad Shaping Drill 3.25 mmD x 15 mmL	QSD3215	•
Quad Shaping Drill 4.0 mmD x 8.5 mmL	QSD485	•
Quad Shaping Drill 4.0 mmD x 10 mmL	QSD410	•
Quad Shaping Drill 4.0 mmD x 11.5 mmL	QSD411	•
Quad Shaping Drill 4.0 mmD x 13 mmL	QSD413	•
Quad Shaping Drill 4.0 mmD x 15 mmL	QSD415	•
Quad Shaping Drill 5.0 mmD x 8.5 mmL	QSD585	•
Quad Shaping Drill 5.0 mmD x 10 mmL	QSD510	•
Quad Shaping Drill 5.0 mmD x 11.5 mmL	QSD511	•
Quad Shaping Drill 5.0 mmD x 13 mmL	QSD513	•
Quad Shaping Drill 5.0 mmD x 15 mmL	QSD515	•
Quad Shaping Drill 6.0 mmD x 8.5 mmL	QSD685	•
Quad Shaping Drill 6.0 mmD x 10 mmL	QSD610	•
Quad Shaping Drill 6.0 mmD x 15 mmL	QSD615	•
Narrow Posterior Small Hex Driver - 17 mmL	PHD00N	•

Description	Item #	QNTSK40
Quad Shaping Drill 6.0 mmD x 11.5 mmL	QSD611	•
Quad Shaping Drill 6.0 mmD x 13 mmL	QSD613	•
Posterior Large Hex Driver - 17 mmL	PHD02N	•
Narrow Right Angle Large Hex Driver Tip - 24 mmL	RASH3N	•
Certain Universal Ratchet Extension - Short, 6 mmL	IRE100U	•
Certain Universal Ratchet Extension - Long, 15 mmL	IRE200U	•
Direction Indicator, 2.0 mmD x 10 mmL 3 Ea.	DI100	•
ACT Drill Extension	ACTDE	•
Handpiece Connector**	MDR10**	•
Implant Mount for Ex Hex 3.4 mmP x 15 mmL	MMC15	•
Certain Implant Driver Tip 4.1, 5, 6.0 mmP - Long	IIPDTL	•
Certain Implant Driver Tip 4.1, 5, 6.0 mmP - Short	IIPDTS	•
Internal Connection Universal Placement Driver Tip - Long*	IIPDTUL*	•
Internal Connection Universal Placement Driver Tip - Short*	IIPDTUS*	•
Certain Implant Driver Tip 3.4 mmP - Short	IMPPTS	•
Certain Implant Driver Tip 3.4 mmP - Long	IMPPTL	•
Tapered Implant Dense Bone Tap 3.25 mmD x 8.5 mmL	NTAP3285	•
Tapered Implant Dense Bone Tap 3.25 mmD x 10 mmL	NTAP3210	•
Tapered Implant Dense Bone Tap 3.25 mmD x 11.5 mmL	NTAP3211	•
Tapered Implant Dense Bone Tap 3.25 mmD x 13 mmL	NTAP3213	•
Tapered Implant Dense Bone Tap 3.25 mmD x 15 mmL	NTAP3215	•
Tapered Implant Dense Bone Tap 4.0 mmD x 8.5 mmL	NTAP485	•
Tapered Implant Dense Bone Tap 4.0 mmD x 10 mmL	NTAP410	•
Tapered Implant Dense Bone Tap 4.0 mmD x 11.5 mmL	NTAP411	•
Tapered Implant Dense Bone Tap 4.0 mmD x 13 mmL	NTAP413	•
Tapered Implant Dense Bone Tap 4.0 mmD x 15 mmL	NTAP415	•
Tapered Implant Dense Bone Tap 5.0 mmD x 8.5 mmL	NTAP585	•
Tapered Implant Dense Bone Tap 5.0 mmD x 10 mmL	NTAP510	•
Tapered Implant Dense Bone Tap 5.0 mmD x 11.5 mmL	NTAP511	•
Tapered Implant Dense Bone Tap 5.0 mmD x 13 mmL	NTAP513	•
Tapered Implant Dense Bone Tap 5.0 mmD x 15 mmL	NTAP515	•
Tapered Implant Dense Bone Tap 6.0 mmD x 8.5 mmL	NTAP685	•
Tapered Implant Dense Bone Tap 6.0 mmD x 10 mmL	NTAP610	•
Tapered Implant Dense Bone Tap 6.0 mmD x 11.5 mmL	NTAP611	•
Tapered Implant Dense Bone Tap 6.0 mmD x 13 mmL	NTAP613	•
Tapered Implant Dense Bone Tap 6.0 mmD x 15 mmL	NTAP615	•
Open End Wrench (for Ex Hex Implants)	CW100	•
Certain Driver Replacement O-Rings (10-Pack)	IRORDR	•
Tapered Implant Dense Bone Tap Kit Tray	NTAPK	•
Ratchet Extension - Short 6.0 mmL	RE100**	•
Ratchet Extension - Long 15 mmL	RE200**	•
Ratchet Wrench	WR150	•
Empty Surgical Tray	QNTSKT	•
Implant Depth Gauge 20 mmL	DP020	•

\*Surgical Kits include the new Internal Connection Universal Placement Driver Tips (IIPDTUL, IIPDTUS) with GemLock Technology, where available.

\*\*The Handpiece Connector (MDR10) and The Ratchet Wrench Extensions (RE100, RE200) are used for the Dense Bone Taps and the External Hex Implant Mounts.

## High Torque Indicating Ratchet Wrench\*

Description	Item #
High Torque Indicating Ratchet Wrench	H-TIRW

\*Included in the SLIMKT. Not included in the QNTSK40



# Tapered Implant Slim Surgical Kit\*



SLIMKT (Slim Surgical Kit For Tapered Implants)

P = Restorative Platform • EP = Emergence Profile • D = Diameter • L = Length



Internal Connection Universal Placement Driver Tips (IIPDTUL, IIPDTUS) with GemLock® Technology

## Tapered Implant Slim Surgical Kit

Description	Item #	SLIMKT
Tapered Implant Surgical Kit	SLIMKT	•
Tapered Implant Depth Indicator 3.25 mmD x 8.5 mmL 3 ea.	NTDI3285	•
Tapered Implant Depth Indicator 3.25 mmD x 10 mmL	NTDI3210	•
Tapered Implant Depth Indicator 3.25 mmD x 11.5 mmL	NTDI3211	•
Tapered Implant Depth Indicator 3.25 mmD x 13 mmL	NTDI3213	•
Tapered Implant Depth Indicator 4.0 mmD x 8.5 mmL 3 ea.	NTDI485	•
Tapered Implant Depth Indicator 4.0 mmD x 10 mmL	NTDI410	•
Tapered Implant Depth Indicator 4.0 mmD x 11.5 mmL	NTDI411	•
Tapered Implant Depth Indicator 4.0 mmD x 13 mmL	NTDI413	•
ACT® Pointed Starter Drill	ACTPSD	•
ACT Reusable Twist Drill 2.0 mmD x 15 mmL	ACT2015	•
Certain Countersink Drill, 4.0 mmD	ICD100	•
Quad Shaping Drill 3.25 mmD x 8.5 mmL	QSD3285	•
Quad Shaping Drill 3.25 mmD x 10 mmL	QSD3210	•
Quad Shaping Drill 3.25 mmD x 11.5 mmL	QSD3211	•
Quad Shaping Drill 3.25 mmD x 13 mmL	QSD3213	•
Quad Shaping Drill 4.0 mmD x 8.5 mmL	QSD485	•
Quad Shaping Drill 4.0 mmD x 10 mmL	QSD410	•
Quad Shaping Drill 4.0 mmD x 11.5 mmL	QSD411	•
Quad Shaping Drill 4.0 mmD x 13 mmL	QSD413	•
Posterior Large Hex Driver - 17 mmL	PHD02N	•
Certain Universal Ratchet Extension - Long, 15 mmL	IRE200U	•
ACT Drill Extension	ACTDE	•
Handpiece Connector**	MDR10**	•
Internal Connection Universal Placement Driver Tip - Long	IIPDTUL*	•
Internal Connection Universal Placement Driver Tip - Short	IIPDTUS*	•
Certain Implant Driver Tip 4.1, 5, 6.0 mmP - Short	IIPDTS	•
Certain Implant Driver Tip 3.4 mmP - Short	IMPDTS	•
Tapered Implant Dense Bone Tap 3.25 mmD x 8.5 mmL	NTAP3285	•
Tapered Implant Dense Bone Tap 3.25 mmD x 10 mmL	NTAP3210	•
Tapered Implant Dense Bone Tap 3.25 mmD x 11.5 mmL	NTAP3211	•
Tapered Implant Dense Bone Tap 3.25 mmD x 13 mmL	NTAP3213	•
Tapered Implant Dense Bone Tap 4.0 mmD x 8.5 mmL	NTAP485	•
Tapered Implant Dense Bone Tap 4.0 mmD x 10 mmL	NTAP410	•
Tapered Implant Dense Bone Tap 4.0 mmD x 11.5 mmL	NTAP411	•
Tapered Implant Dense Bone Tap 4.0 mmD x 13 mmL	NTAP413	•
Ratchet Extension - Short 6.0 mmL	RE100**	•
High Torque Indicating Ratchet Wrench	H-TIRW	•

\* Surgical Kits include the new Internal Connection Universal Placement Driver Tips (IIPDTUL, IIPDTUS) with GemLock Technology, where available

\*\*The Handpiece Connector (MDR10) and The Ratchet Wrench Extension (RE100) are used for the Dense Bone Taps and the External Hex Implant Mounts.

# Parallel Walled Implant Surgical Kit\*



PSKT40 (Full Surgical Kit For Parallel Walled Implants)

P = Restorative Platform • D = Diameter • L = Length



Internal Connection Universal Placement Driver Tips (IIPDTUL, IIPDTUS) with GemLock® Technology

## Parallel Walled Implant Surgical Kit

Description	Item #	PSKT40	Description	Item #	PSKT40
Empty Surgical Tray	PTT300I	•	Countersink Drill, 4.1 mmD	CD100	•
Small Plastic Organizer	PTT100	•	Countersink/Pilot Drill, 6.0 mmD	CD600	•
ACT® Reusable Twist Drill, 2.0 mmD x 10 mmL	ACT2010	•	Pilot Drill, 2.0-3.0 mmD	PD100	•
ACT Reusable Twist Drill, 2.0 mmD x 15 mmL	ACT2015	•	Implant Dense Bone Tap, 3.25 mmD x 18 mmL	MTAP2	•
ACT Reusable Twist Drill, 2.0 mmD x 20 mmL	ACT2020	•	Implant Dense Bone Tap, 4.0 mmD x 13 mmL	TAP413	•
ACT Reusable Twist Drill, 2.75 mmD x 10 mmL	ACT2710	•	Implant Dense Bone Tap, 5.0 mmD x 13 mmL	TAP53S	•
ACT Reusable Twist Drill, 2.75 mmD x 15 mmL	ACT2715	•	Implant Dense Bone Tap, 6.0 mmD x 13 mmL	TAP63S	•
ACT Reusable Twist Drill, 2.75 mmD x 20 mmL	ACT2720	•	Osseotite® 2 Dense Bone Tap, 5.0 mmD x 7-13 mmL	XTAP53S	•
ACT Reusable Twist Drill, 3.0 mmD x 10 mmL	ACT3010	•	Osseotite 2 Dense Bone Tap, 6.0 mmD x 7-13 mmL	XTAP63S	•
ACT Reusable Twist Drill, 3.0 mmD x 15 mmL	ACT3015	•	Certain Implant Driver Tip (Short), 3.4 mmP	IMPDT S	•
ACT Reusable Twist Drill, 3.0 mmD x 20 mmL	ACT3020	•	Certain Implant Driver Tip (Long), 3.4 mmP	IMPDT L	•
ACT Reusable Twist Drill, 3.25 mmD x 10 mmL	ACT3210	•	Internal Connection Universal Placement Driver Tip - Long*	IIPDTUL*	•
ACT Reusable Twist Drill, 3.25 mmD x 15 mmL	ACT3215	•	Internal Connection Universal Placement Driver Tip - Short*	IIPDTUS*	•
ACT Reusable Twist Drill, 3.25 mmD x 20 mmL	ACT3220	•	Certain Implant Placement Driver Tip (Short), 4.1, 5.0, 6.0 mmP	IIPDT S	•
ACT Reusable Twist Drill, 3.85 mmD x 10 mmL	ACT3810	•	Certain Implant Placement Driver Tip (Long), 4.1, 5.0, 6.0 mmP	IIPDT L	•
ACT Reusable Twist Drill, 3.85 mmD x 15 mmL	ACT3815	•	Certain Universal Ratchet Extension Driver (Short), 6.0 mmL	IRE100U	•
ACT Reusable Twist Drill, 3.85 mmD x 20 mmL	ACT3820	•	Certain Universal Ratchet Extension Driver (Long), 15 mmL	IRE200U	•
ACT Reusable Twist Drill, 4.25 mmD x 8.5 mmL	ACT4285	•	Narrow Posterior Small Hex Driver, 17 mmL	PHD00N	•
ACT Reusable Twist Drill, 4.25 mmD x 13 mmL	ACT4213	•	Posterior Large Hex Driver - 17 mmL	PHD02N	•
ACT Reusable Twist Drill, 4.25 mmD x 18 mmL	ACT4218	•	Narrow Right Angle Large Hex Driver Tip - 24 mmL	RASH3N	•
ACT Reusable Twist Drill, 4.85 mmD x 8.5 mmL	ACT4885	•	Certain Driver Tip Replacement O-Rings (10-Pack)	IRORDR	•
ACT Reusable Twist Drill, 4.85 mmD x 13 mmL	ACT4813	•	Handpiece Connector**	MDR10**	•
ACT Reusable Twist Drill, 4.85 mmD x 18 mmL	ACT4818	•	Open End Wrench (for Ex Hex Implants)	CW100	•
ACT Reusable Twist Drill, 5.25 mmD x 8.5 mmL	ACT5285	•	Ratchet Wrench	WR150	•
ACT Reusable Twist Drill, 5.25 mmD x 13 mmL	ACT5213	•	Ratchet Extension Short 6.0 mmL (For Taps)	RE100**	•
ACT Reusable Twist Drill, 5.25 mmD x 18 mmL	ACT5218	•	Ratchet Extension Long 15 mmL (For Taps)	RE200**	•
ACT Drill Extension	ACTDE	•	Implant Depth Gauge, 20 mmL	DP020	•
Countersink/Pilot Drill, 5.0 mmD	CD500	•	Implant Mount, 3.4 mmP x 15 mmL	MMC15	•
Certain Countersink Drill, 4.0 mmD	ICD100	•	Direction Indicator, 2.0 mmD x 10 mmL 3ea.	DI100	•
Countersink Depth Indicator for ICD100	ICDI100	•	Stainless Steel Round Drill, 2.0 mmD	RD100	•

\* Surgical Kits include the new Internal Connection Universal Placement Driver Tips (IIPDTUL, IIPDTUS) with GemLock Technology, where available

\*\*The Handpiece Connector (MDR10) and the Ratchet Wrench Extensions (RE100, RE200) are used for the Dense Bone Taps and the External Hex Implant Mounts.


## High Torque Indicating Ratchet Wrench\*

Description	Item #
High Torque Indicating Ratchet Wrench	H-TIRW

\*Not Included in the PSKT40.



# Tapered Navigator<sup>®</sup> System for Guided Surgery



Tapered Navigator Surgical Kit (SGTIKIT)



Tapered Navigator Tap Kit (SGTTAPT)  
(Included in the SGTIKIT Surgical Kit)

P = Restorative Platform • EP = Emergence Profile • D = Diameter • L = Length

## Tapered Navigator Surgical Kit

Description	Item #	SGTIKIT	Description	Item #	SGTIKIT
Tapered Navigator Surgical Tray	SGTTRAY	•	Tapered Navigator Shaping Drill, 3.25 mmD x 8.5 mmL - Long	MSGTD85L	•
Tapered Navigator Tissue Punch, 4.1 mmD	SGTTP4	•	Tapered Navigator Shaping Drill, 3.25 mmD x 10 mmL - Long	MSGTD10L	•
Tapered Navigator Tissue Punch, 5 mmD	SGTTP5	•	Tapered Navigator Shaping Drill, 3.25 mmD x 11.5 mmL - Long	MSGTD11L	•
Tapered Navigator Cortical Perforator, 4.1 mmD - Short	SGTCP4S	•	Tapered Navigator Shaping Drill, 3.25 mmD x 13 mmL - Long	MSGTD13L	•
Tapered Navigator Cortical Perforator, 4.1 mmD - Long	SGTCP4L	•	Tapered Navigator Shaping Drill, 3.25 mmD x 15 mmL - Long	MSGTD15L	•
Tapered Navigator Cortical Perforator, 5 mmD - Short	SGTCP5S	•	Tapered Navigator Shaping Drill, 4.1 mmD x 8.5 mmL - Long	SGTD485L	•
Tapered Navigator Cortical Perforator, 5 mmD - Long	SGTCP5L	•	Tapered Navigator Shaping Drill, 4.1 mmD x 10 mmL - Long	SGTD410L	•
Tapered Navigator Twist Drill, 1.9 mmD x A mmL	SGTD19A	•	Tapered Navigator Shaping Drill, 4.1 mmD x 11.5 mmL - Long	SGTD411L	•
Tapered Navigator Twist Drill, 1.9 mmD x B mmL	SGTD19B	•	Tapered Navigator Shaping Drill, 4.1 mmD x 13 mmL - Long	SGTD413L	•
Tapered Navigator Twist Drill, 1.9 mmD x C mmL	SGTD19C	•	Tapered Navigator Shaping Drill, 4.1 mmD x 15 mmL - Long	SGTD415L	•
Tapered Navigator Twist Drill, 1.9 mmD x D mmL	SGTD19D	•	Tapered Navigator Shaping Drill, 5 mmD x 8.5 mmL - Long	SGTD585L	•
Tapered Navigator Twist Drill, 1.9 mmD x E mmL	SGTD19E	•	Tapered Navigator Shaping Drill, 5 mmD x 10 mmL - Long	SGTD510L	•
Tapered Navigator Twist Drill, 1.9 mmD x F mmL	SGTD19F	•	Tapered Navigator Shaping Drill, 5 mmD x 11.5 mmL - Long	SGTD511L	•
Tapered Navigator Twist Drill, 1.9 mmD x G mmL	SGTD19G	•	Tapered Navigator Shaping Drill, 5 mmD x 13 mmL - Long	SGTD513L	•
Tapered Navigator Countersink Drill, 3.4 mmD - Short	MSGTCD5	•	Tapered Navigator Shaping Drill, 5 mmD x 15 mmL - Long	SGTD515L	•
Tapered Navigator Countersink Drill, 4.1 mmD - Short	SGTCD4S	•	Tapered Navigator Twist Drill Positioning Handle	SGTDPHT	•
Tapered Navigator Countersink Drill, 5 mmD - Short	SGTCD5S	•	Tapered Navigator Reduction Drill Positioning Handle	SGTDPHR	•
Tapered Navigator Countersink Drill, 3.4 mmD - Long	MSGTCDL	•	Handpiece Connector	MDR10	•
Tapered Navigator Countersink Drill, 4.1 mmD - Long	SGTCD4L	•	Narrow Right Angle Large Hexed Driver Tip, 24 mmL	RASH3N	•
Tapered Navigator Countersink Drill, 5 mmD - Long	SGTCD5L	•	Posterior Large Hexed Driver, 17 mmL	PHD02N	•
Tapered Navigator Shaping Drill, 3.25 mmD x 8.5 mmL - Short	MSGTD85S	•	Ratchet Extension, 6 mmL - Short	RE100	•
Tapered Navigator Shaping Drill, 3.25 mmD x 10 mmL - Short	MSGTD10S	•	Ratchet Extension, 15 mmL - Long	RE200	•
Tapered Navigator Shaping Drill, 3.25 mmD x 11.5 mmL - Short	MSGTD11S	•	Ratchet Wrench	WR150	•
Tapered Navigator Shaping Drill, 3.25 mmD x 13 mmL - Short	MSGTD13S	•	Open End Wrench	CW100	•
Tapered Navigator Shaping Drill, 3.25 mmD x 15 mmL - Short	MSGTD15S	•	Navigator Certain Implant Mount, 3.4 mmD - Short	MSGIIMS	•
Tapered Navigator Shaping Drill, 4.1 mmD x 8.5 mmL - Short	SGTD485S	•	Navigator Certain Implant Mount, 3.4 mmP - Long	MSGIIML	•
Tapered Navigator Shaping Drill, 4.1 mmD x 10 mmL - Short	SGTD410S	•	Navigator Certain Implant Mount, 4.1 mmD - Short	SGIIM4S	•
Tapered Navigator Shaping Drill, 4.1 mmD x 11.5 mmL - Short	SGTD411S	•	Navigator Certain Implant Mount, 4.1 mmP - Long	SGIIM4L	•
Tapered Navigator Shaping Drill, 4.1 mmD x 13 mmL - Short	SGTD413S	•	Navigator Certain Implant Mount, 5 mmD - Short	SGIIM5S	•
Tapered Navigator Shaping Drill, 4.1 mmD x 15 mmL - Short	SGTD415S	•	Navigator Certain Implant Mount, 5 mmP - Long	SGIIM5L	•
Tapered Navigator Shaping Drill, 5 mmD x 8.5 mmL - Short	SGTD585S	•	Certain Manual Bone Profiler 3.4 mmP x 4.1 mmEP	IMMBP	•
Tapered Navigator Shaping Drill, 5 mmD x 10 mmL - Short	SGTD510S	•	Certain Manual Bone Profiler 4.1 mmP x 5.0 mmEP	IMBP4	•
Tapered Navigator Shaping Drill, 5 mmD x 11.5 mmL - Short	SGTD511S	•	Certain Manual Bone Profiler 5.0 mmP x 6.0 mmEP	IMBP5	•
Tapered Navigator Shaping Drill, 5 mmD x 13 mmL - Short	SGTD513S	•	Tapered Navigator Tap Kit	SGTTAPT	•
Tapered Navigator Shaping Drill, 5 mmD x 15 mmL - Short	SGTD515S	•			

## Tapered Navigator Laboratory Kit

Description	Item #	SGTILKIT
Tapered Navigator Laboratory Tray	SGTLTRAY	•
Navigator Certain Analog Mount, 3.4 mmD - Short	MSGIAMS	•
Navigator Certain Analog Mount, 4.1 mmD - Short	SGIAM4S	•
Navigator Certain Analog Mount, 5.0 mmD - Short	SGIAM5S	•
Navigator Certain Analog Mount, 3.4 mmD - Long	MSGIAML	•
Navigator Certain Analog Mount, 4.1 mmD - Long	SGIAM4L	•
Navigator Certain Analog Mount, 5.0 mmD - Long	SGIAM5L	•



# Parallel Walled Navigator System for Guided Surgery



Navigator Parallel Walled Surgical Kit (SGKIT)



Navigator Parallel Walled Laboratory Kit (SGLKIT)

P = Restorative Platform • EP = Emergence Profile • D = Diameter • L = Length

## Parallel Walled Navigator Surgical Kit

Description	Item #	SGKIT
Parallel Walled Navigator Empty Surgical Tray	SGTRAY	•
Navigator Tissue Punch, 4.1 mmD	SGTP4	•
Navigator Tissue Punch, 5 mmD	SGTP5	•
Navigator Starter Drill, 3.4 mmD	MSGSD	•
Navigator Starter Drill, 3/4 mmD	SGSD34	•
Navigator Starter Drill, 4.1 mmD	SGSD4	•
Navigator Starter Drill, 4/5 mmD	SGSD45	•
Navigator Certain Starter Drill, 5 mmD	SGISD5	•
Navigator Twist Drill, 2 mmD x A mmL	SGD2A	•
Navigator Twist Drill, 2 mmD x B mmL	SGD2B	•
Navigator Twist Drill, 2 mmD x C mmL	SGD2C	•
Navigator Twist Drill, 2 mmD x D mmL	SGD2D	•
Navigator Twist Drill, 2 mmD x E mmL	SGD2E	•
Navigator Twist Drill, 2.75 mmD x A mmL	SGD275A	•
Navigator Twist Drill, 2.75 mmD x B mmL	SGD275B	•
Navigator Twist Drill, 2.75 mmD x C mmL	SGD275C	•
Navigator Twist Drill, 2.75 mmD x D mmL	SGD275D	•
Navigator Twist Drill, 2.75 mmD x E mmL	SGD275E	•
Navigator Twist Drill, 3 mmD x A mmL	SGD3A	•
Navigator Twist Drill, 3 mmD x B mmL	SGD3B	•
Navigator Twist Drill, 3 mmD x C mmL	SGD3C	•
Navigator Twist Drill, 3 mmD x D mmL	SGD3D	•
Navigator Twist Drill, 3 mmD x E mmL	SGD3E	•
Navigator Twist Drill, 3.25 mmD x A mmL	SGD325A	•
Navigator Twist Drill, 3.25 mmD x B mmL	SGD325B	•
Navigator Twist Drill, 3.25 mmD x C mmL	SGD325C	•
Navigator Twist Drill, 3.25 mmD x D mmL	SGD325D	•
Navigator Twist Drill, 3.25 mmD x E mmL	SGD325E	•
Navigator Twist Drill, 3.85 mmD x A mmL	SGD385A	•
Navigator Twist Drill, 3.85 mmD x B mmL	SGD385B	•
Navigator Twist Drill, 3.85 mmD x C mmL	SGD385C	•
Navigator Twist Drill, 4.25 mmD x A mmL	SGD425A	•
Navigator Twist Drill, 4.25 mmD x B mmL	SGD425B	•

Description	Item #	SGKIT
Navigator Twist Drill, 4.25 mmD x C mmL	SGD425C	•
Navigator Bone Tap, 3.25 mmD	MSGTAP	•
Navigator Bone Tap, 4.1 mmD	SGTAP4	•
Navigator Bone Tap, 4/5 mmD	SGTAP45	•
Navigator Bone Tap, 5 mmD	SGTAP5	•
Navigator Drill Positioning Handle 1	SGDPH1	•
Navigator Drill Positioning Handle 2	SGDPH2	•
Navigator Drill Positioning Handle 3	SGDPH3	•
Navigator Drill Positioning Handle 4	SGDPH4	•
Navigator Drill Positioning Handle 5	SGDPH5	•
Certain Manual Bone Profiler 3.4 mmP x 4.1 mmEP	IMMBP	•
Certain Manual Bone Profiler 4.1 mmP x 5.0 mmEP	IMBP4	•
Certain Manual Bone Profiler 5.0 mmP x 6.0 mmEP	IMBP5	•
Narrow Right Angle Large Hex Driver Tip - 24 mmL	RASH3N	•
Open End Wrench	CW100	•
Ratchet Wrench	WR150	•
Handpiece Connector	MDR10	•
Posterior Large Hexed Driver, 17 mmL	PHD02N	•
Ratchet Extension - Short, 6 mmL	RE100	•
Ratchet Extension - Long, 15 mmL	RE200	•
Navigator Certain Implant Mount, 3.4 mmD x 1 mmL	MSGIIM1	•
Navigator Certain Implant Mount, 3.4 mmD x 2 mmL	MSGIIM2	•
Navigator Certain Implant Mount, 3.4 mmD x 3 mmL	MSGIIM3	•
Navigator Certain Implant Mount, 3.4 mmD x 4 mmL	MSGIIM4	•
Navigator Certain Implant Mount, 4.1 mmD x 1 mmL	SGIIM41	•
Navigator Certain Implant Mount, 4.1 mmD x 2 mmL	SGIIM42	•
Navigator Certain Implant Mount, 4.1 mmD x 3 mmL	SGIIM43	•
Navigator Certain Implant Mount, 4.1 mmD x 4 mmL	SGIIM44	•
Navigator Certain Implant Mount, 5 mmD x 1 mmL	SGIIM51	•
Navigator Certain Implant Mount, 5 mmD x 2 mmL	SGIIM52	•
Navigator Certain Implant Mount, 5 mmD x 3 mmL	SGIIM53	•
Navigator Certain Implant Mount, 5 mmD x 4 mmL	SGIIM54	•

## Parallel Walled Navigator Laboratory Kit

Description	Item #	SGLKIT
Parallel Walled Navigator Laboratory Empty Tray	SGLTRAY	•
Navigator Certain Analog Mount, 3.4 mmD x 1 mmL	MSGIAM1	•
Navigator Certain Analog Mount, 3.4 mmD x 2 mmL	MSGIAM2	•
Navigator Certain Analog Mount, 3.4 mmD x 3 mmL	MSGIAM3	•
Navigator Certain Analog Mount, 3.4 mmD x 4 mmL	MSGIAM4	•
Navigator Certain Analog Mount, 4.1 mmD x 1 mmL	SGIAM41	•
Navigator Certain Analog Mount, 4.1 mmD x 2 mmL	SGIAM42	•

Description	Item #	SGLKIT
Navigator Certain Analog Mount, 4.1 mmD x 3 mmL	SGIAM43	•
Navigator Certain Analog Mount, 4.1 mmD x 4 mmL	SGIAM44	•
Navigator Certain Analog Mount, 5 mmD x 1 mmL	SGIAM51	•
Navigator Certain Analog Mount, 5 mmD x 2 mmL	SGIAM52	•
Navigator Certain Analog Mount, 5 mmD x 3 mmL	SGIAM53	•
Navigator Certain Analog Mount, 5 mmD x 4 mmL	SGIAM54	•
Navigator Drill Positioning Handle 2	SGDPH2	•



Contact us at 1-800-342-5454 or visit

[zimmerbiometdental.com](http://zimmerbiometdental.com)

Zimmer Biomet Dental  
Global Headquarters  
4555 Riverside Drive  
Palm Beach Gardens, FL 33410  
Tel: +1-561-776-6700  
Fax: +1-561-776-1272

Unless otherwise indicated, as referenced herein, all trademarks are the property of Zimmer Biomet; and all products are manufactured by one or more of the dental subsidiaries of Zimmer Biomet Holdings, Inc. and marketed and distributed by Zimmer Biomet Dental and its authorized marketing partners. LOCATOR, LOCATOR R-Tx and DuraTec are trademarks of Zest IP Holdings LLC. LOCATOR Attachments are manufactured by Zest Anchors, LLC. Contact Zimmer Biomet Dental for references to all claims. For additional product information, please refer to the individual product labeling or instructions for use. Product clearance and availability may be limited to certain countries/regions. This material is intended for HCPs only and does not comprise medical advice or recommendations. Distribution to any other recipient is prohibited. This material may not be copied or reprinted without the express written consent of Zimmer Biomet Dental.

ZBINST0003 REV E 12/19 ©2019 Zimmer Biomet. All rights reserved.

